



Plain Tile Range

The Sandtoft Clay Plain Tile range

In the UK our craftsmen have been engaged in the art of clay tile making for over a century.

The Sandtoft Clay Plain Tile Range embodies this unrivalled experience in both pitched roofing and clay tile manufacturing.

Our UK clay tiles are made using abundant reserves of the finest alluvial clay, formed many thousands of years ago from the flood plains of the river Humber.

The clay is extracted on the same site as the tiles are manufactured, which helps keep environmental impact to a minimum. As the clay is dug the land is periodically returned as wetland habitats.

By working with clay, the most enduring of all building materials, we have created a range of highly durable and affordable plain tiles, in beautiful colours and textures, that will never fade during their long life.

Our long-standing commitment to investment and skills means we are able to draw on the latest manufacturing technology, alongside traditional hands-on tile making. As a result we can offer an extensive and diverse range that includes machine made, handcrafted and handmade plain tiles, an innovative interlocking plain tile design, plus bespoke historic plain tiles for conservation projects.

With such an unrivalled level of choice, the Sandtoft Clay Plain Tile Range will cover most aesthetic preferences, planning requirements and budgets.



Contents

An Introduction To Plain Tiles	4-5
An illustration of the most common fittings and accessories	6-7
Handmade Plain Tiles	
Goxhill	8-11
Handcrafted Plain Tiles	
Barrow	12-15
Alban	16-19
Traditional (machine made) Plain Tiles	
303 Sanded	20-21
Village	22-23
Okewood	24-25
Humber	26-29
301 Smooth	30-31
Interlocking Plain Tiles	
20/20	32-35
Heritage Service	36-41
Concrete Plain Tiles	42-43
The Wienerberger Story	44-47
Contact Details	48

An Introduction To Plain Tiles



The plain tile is one of the most enduring and appealing building materials around today. Nothing quite exudes the charm of a tile whose proportions have remained unchanged since they were standardised by Edward IV over 500 years ago. Beautiful in their simplicity, plain tiles have a human scale which helps connect us with the buildings they adorn.

As a roof covering, plain tiles will add character to most building types and roof designs. They are ideally suited to traditional architecture, but interestingly, also look perfectly at home on the most modern contemporary buildings.

Because of their size and overlapping nature, the plain tile is one of the most flexible cladding materials available. This flexibility has been relied upon for centuries when it comes to complex roofs or any design with curves, such as turrets or eyebrow roofs. They also act to complement larger roof coverings when used on smaller roof details such as porches and dormers.

One of the unique properties of plain tiles is that they can also be used vertically, as a wall cladding. Their simple but effective design makes them an aesthetically pleasing and economic cladding solution at first floor level. Another benefit of using a natural clay tile in these situations is that they will hold their colour and weather naturally, in keeping with other commonly used walling materials, such as clay bricks.



Plain Tile Design



Plain tiles are designed to be laid with a broken bond and offer waterproofing by overlapping each other 3 tiles deep. This method of installation, known as Double Lap tiling leaves only the bottom third of each tile visible once laid. This creates a level of detail and proportion that defines the plain tile look, and is the reason they have remained so popular over the years.



Fittings and Accessories

Each Plain Tile model is available with a comprehensive range of fittings, accessories and dry-fix systems to complete the roof. Please see individual pages for details of the range of fittings and accessories to suit specific tiles.


Profile Ridge System

Components

Each pack has sufficient components (excluding ridges) for 2.7 metres of ridge. For use with 305 mm ridges.

Profile Mono Ridge system components


Each pack has sufficient components (excluding ridges) for 2.7 metres of ridge. For use with 305 mm ridges.



Eaves Ventilation System

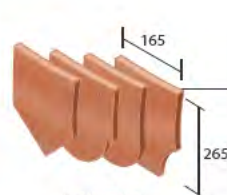
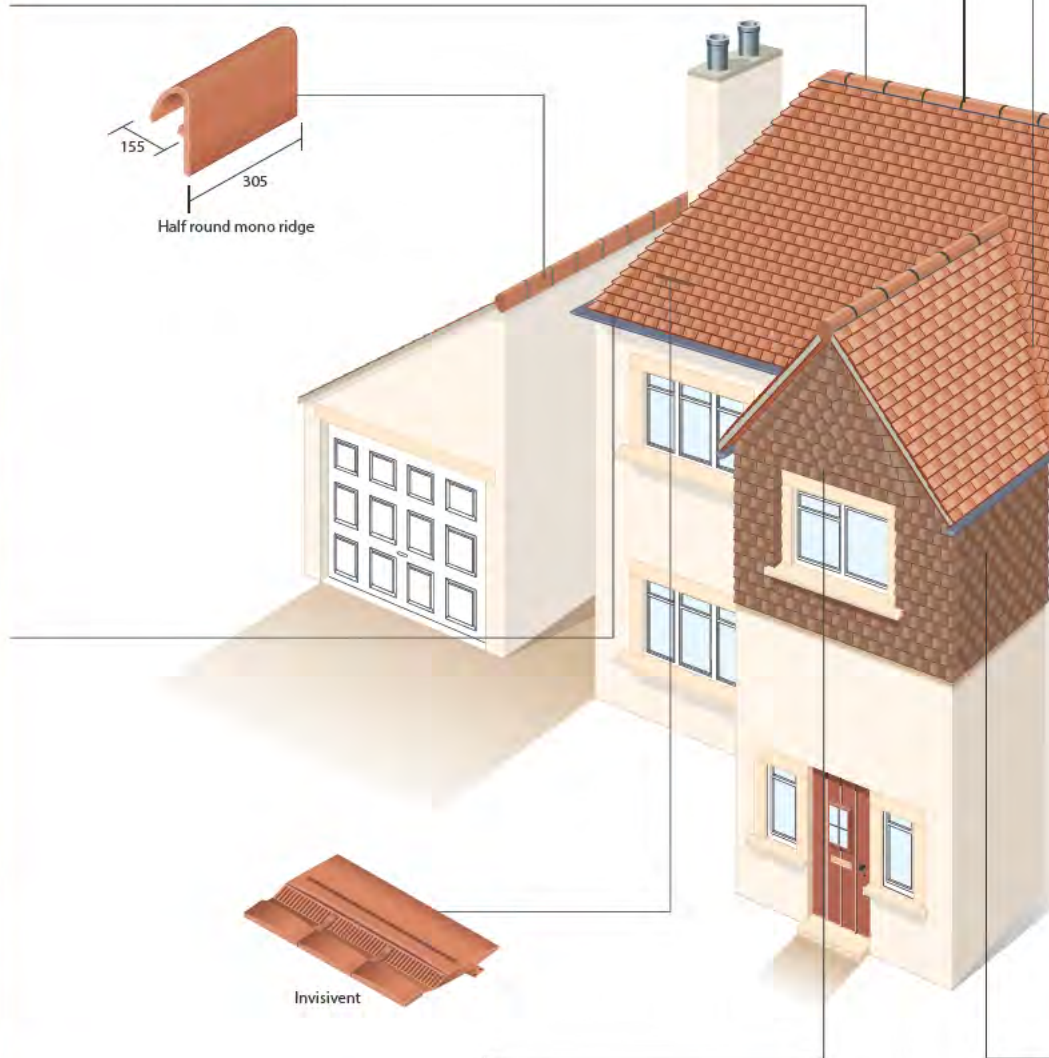


Components

The Sandtoft eaves ventilation system is available in 6 metre packs. Systems are available in 10 mm and 25 mm.

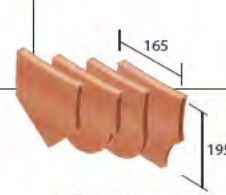


Please Note

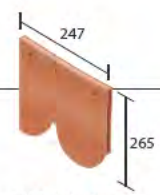
The fittings and accessories illustrated are those available to suit the Goxhill handmade clay plain tile.



Feature tile
Arrow head
Club pattern
Bull nose
Fish tail



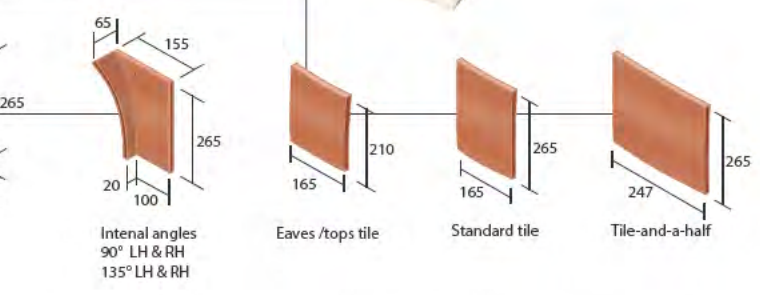
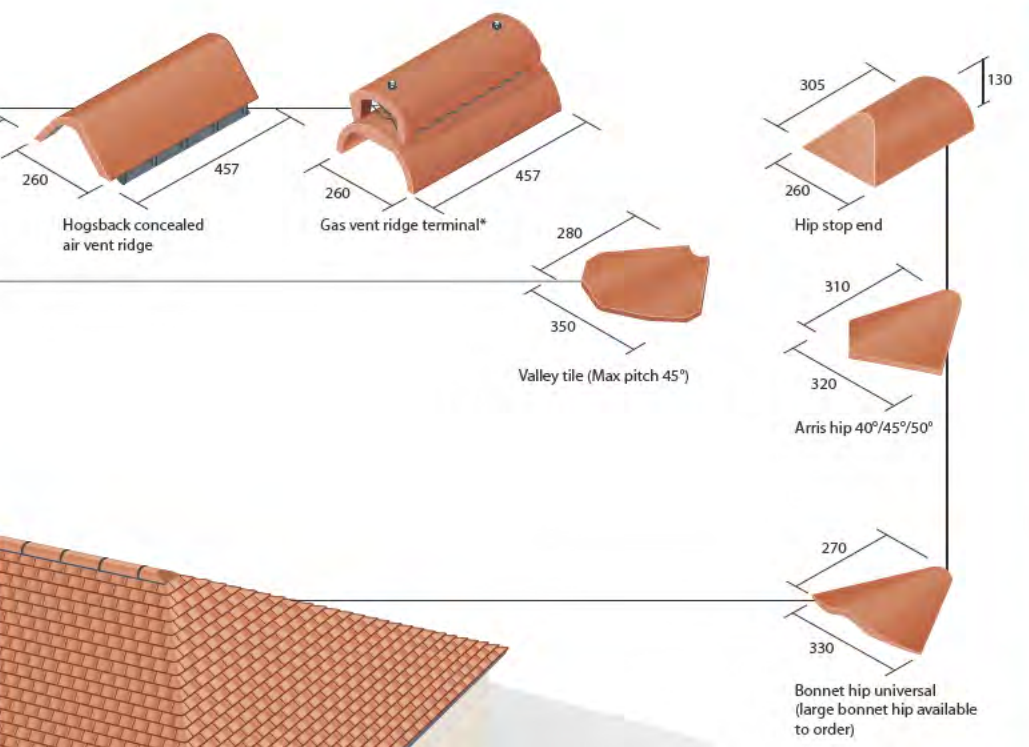
Feature tops
Arrow head
Club pattern
Bull nose
Fish tail



LH & RH feature tile-and-a-half tile
Arrow head
Club pattern
Bull nose
Fish tail




External angles
90° LH & RH
135° LH & RH



Roll Hip System

Components
Each pack has sufficient components (excluding hip tiles) for 5.0 metres of hip.



Not suitable for sanded tiles

Abutment Ventilation System

Components
The Sandtoft Rollvent top abutment ventilation system comes in 3 metre rolls and is suitable for all profiles. Copper fixing clips are included to secure the Rollvent and lead flashing.



For more information on any system see www.sandtoft.com

* Important When gas flue terminals are used in conjunction with dry fix systems a gas vent conversion kit is required. This consists of 4 no. 900mm long ventilator-closure strips to prevent exhaust gases from entering the roof void at either end of the gas flue terminal.

Goxhill Plain Tile



Goxhill Dark Chestnut with
Dark Red vertical tiling



Goxhill Plain Tile

One of the finest and most distinctive roof coverings available, this handmade clay plain tile gives a rich textured roofscape that will become more attractive with age.

Colours



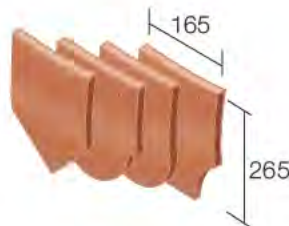
The very popular Brindle Mix colourway is achieved by mixing Autumn Brown (50%), Dark Chestnut (30%) and Dark Red (20%).

Technical Data	Roof	Vertical
Minimum roof pitch	40°	75°
Headlap (minimum)	65 mm	38 mm
Batten spacing at max. gauge	100 mm	114 mm
Size of tile	265 x 165 mm	265 x 165 mm
Covering capacity at max. gauge	60.0 tiles per m ²	53.0 tiles per m ²
Cover width	165 mm	165 mm
Profile depth	13 mm	13 mm
Hanging length	245 mm	245 mm
Weight as laid	72 kg per m ²	63.6 kg per m ²
Weight per 1000	1.2 tonnes	1.2 tonnes
Weight per tile	1.2 kg	1.2 kg
Weight per pallet (inc. pallet)	0.7 tonnes	0.7 tonnes
Quantity per pallet	530	530
Battens per m ²	10 m	8.7 m
Batten size		
Up to 450 mm rafter centres	38 x 25 mm	38 x 25 mm
Up to 600 mm rafter centres	38 x 25 mm	38 x 25 mm
Nail size/type for tiles	38 x 3.35 mm aluminium ring shank clout head	

Note: Unless otherwise stated, data is based on tiles laid at minimum headlap.

Feature Tiles

Arrow Head*, Club, Bullnose* & Fishtail* available



For a copy of a Guide to Plain Tiling - Including Vertical Tiling, by the Clay Roof Tile Council, please contact Customer Support on 0844 9395 900.

Clay tiles are subject to small variations in size because of drying and firing shrinkage in the manufacturing process. Therefore, before deciding on the batten gauge and cover width, the roof tiler should inspect each batch of tiles to ensure that the correct minimum headlap and sidelap are achieved.

*Lead times may apply

Fittings and accessories

Tile fittings:	<ul style="list-style-type: none"> - Tile and-a-half tiles - Eaves/tops tiles - External & internal angles (LH & RH)
Feature tiles:	<ul style="list-style-type: none"> - Arrow head - Bullnose - Club - Fishtail
Ridges:	<ul style="list-style-type: none"> - Hogsback - Handmade half round
Mono ridges:	<ul style="list-style-type: none"> - Handmade half round
Hips:	<ul style="list-style-type: none"> - Bonnet (Universal) - Arris (Pitch specific) - Hogsback - Handmade third round
Valleys:	<ul style="list-style-type: none"> - Valley tiles (Max pitch 45°) - Lead - Fibreglass
Roofing systems	
Ventilation systems:	<ul style="list-style-type: none"> - Ridge - Eaves - Top abutment - Tile vent - Gas terminals

Tile Fixing: Tiles must be securely fixed to resist wind uplift. Use our Fixing SPEC service by completing your details online or calling 0844 9395 999.



Goxhill Brindle Mix

Barrow Plain Tile




Barrow in a four colour mix
(Burnt Oak 25%, Bay Brown
25%, Dark Rusper 25%, Light
Rusper 25%)



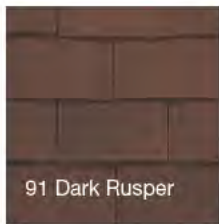
Barrow Plain Tile

A handcrafted plain tile with a lightly sanded finish. Each tile has a subtle irregular form which creates the appearance of a traditional, aged roof with character.


Colours



90 Bay Brown



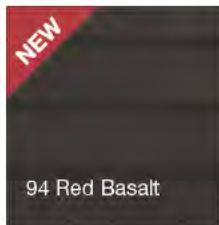
91 Dark Rusper



92 Burnt Oak



93 Light Rusper



94 Red Basalt

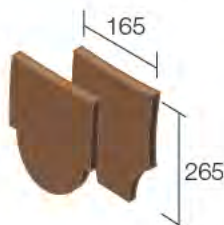
The popular Barrow Brindle Mix colourway is achieved by mixing Bay Brown (50%), Burnt Oak (30%) and Dark Rusper (20%).

Technical Data	Roof	Vertical
Minimum roof pitch	35°	75°
Headlap (minimum)	65 mm	38 mm
Batten spacing at max. gauge	100 mm	114 mm
Size of tile	265 x 165 mm	265 x 165 mm
Covering capacity at max. gauge	60.0 tiles per m ²	53.0 tiles per m ²
Cover width	165 mm	165 mm
Profile depth	13 mm	13 mm
Hanging length	245 mm	245 mm
Weight as laid	60 kg per m ²	53.0 kg per m ²
Weight per 1000	1.0 tonnes	1.0 tonnes
Weight per tile	1.0 kg	1.0 kg
Weight per pallet (inc. pallet)	0.5 tonnes	0.5 tonnes
Quantity per pallet	500	500
Battens per m ²	10 m	8.8 m
Batten size		
Up to 450 mm rafter centres	38 x 25 mm	38 x 25 mm
Up to 600 mm rafter centres	38 x 25 mm	38 x 25 mm
Nail size/type for tiles	38 x 3.95 mm aluminium ring shank clout head	

Note: Unless otherwise stated, data is based on tiles laid at minimum headlap.

Feature Tiles

Club & Fishtail available.



For a copy of a Guide to Plain Tiling - Including Vertical Tiling, by the Clay Roof Tile Council, please contact Customer Support on 0844 9395 900.

Fixings and accessories

Tile fittings:

- Tile-and-a-half tiles
- Eaves/tops tiles
- External & internal angles (LH & RH)

Feature tiles:

- Club
- Fishtail

Ridges:

- Clay half round
- Handcrafted Ridge
- Baby Ridge

Mono ridges:

- Clay half round

Hips:

- Bonnet (Universal)
- Aris (Pitch specific)
- Clay third round
- Handcrafted Ridge
- Baby Ridge

Valleys:

- Valley tiles (Max pitch 55°)
- Lead
- Fibreglass

Roofing systems

Ventilation systems:

- Ridge
- Eaves
- Top abutment
- Tile vent
- Gas terminals

Tile Fixing: Tiles must be securely fixed to resist wind uplift. Use our Fixing SPEC service by completing your details online or calling 0844 9395 999.

Also available:-



Barrow is available in a pre-packed mix of Dark Rusper, Burnt Oak and Red Basalt

NEW

Red Basalt gives the appearance of an aged and slightly blackened roof, with subtle tones of red.

Barrow Red Basalt

Alban Plain Tile



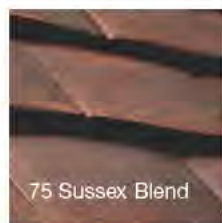
Alban Sussex Blend



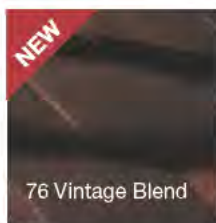
Alban Plain Tile

A handcrafted plain tile with a lightly sanded finish. Each tile has a subtle irregular form which creates the appearance of a traditional, aged roof with character.

Colours



75 Sussex Blend



76 Vintage Blend

Technical Data	Roof	Vertical
Minimum roof pitch	35°	75°
Headlap (minimum)	65 mm	38 mm
Batten spacing at max. gauge	100 mm	114 mm
Size of tile	265 x 165 mm	265 x 165 mm
Covering capacity at max. gauge	60.0 tiles per m ²	53.0 tiles per m ²
Cover width	165 mm	165 mm
Profile depth	13 mm	13 mm
Hanging length	245 mm	245 mm
Weight as laid	60 kg per m ²	53.0 kg per m ²
Weight per 1000	1.0 tonnes	1.0 tonnes
Weight per tile	1.0 kg	1.0 kg
Weight per pallet (inc. pallet)	0.5 tonnes	0.5 tonnes
Quantity per pallet	500	500
Battens per m ²	10 m	8.8 m
Batten size		
Up to 450 mm rafter centres	38 x 25 mm	38 x 25 mm
Up to 600 mm rafter centres	38 x 25 mm	38 x 25 mm
Nail size/type for tiles	38 x 3.95 mm aluminium ring shank clout head	

Note: Unless otherwise stated, data is based on tiles laid at minimum headlap.

Feature Tile

Club available.

For a copy of a Guide to Plain Tiling - Including Vertical Tiling, by the Clay Roof Tile Council, please contact Customer Support on 0844 9395 900.



Handcrafted ridge



Fixings and accessories

Tile fittings:	<ul style="list-style-type: none"> - Tile-and-a-half tiles - Eaves/tops tiles - External & internal angles (LH & RH)
Feature tiles:	<ul style="list-style-type: none"> - Club
Ridges:	<ul style="list-style-type: none"> - Clay half round - Handcrafted Ridge - Baby Ridge
Mono ridges:	<ul style="list-style-type: none"> - Clay half round
Hips:	<ul style="list-style-type: none"> - Bonnet (Universal) - Aris (Pitch specific) - Clay third round - Handcrafted Ridge - Baby Ridge
Valleys:	<ul style="list-style-type: none"> - Valley tiles (Max pitch 55°) - Lead - Floreglass
Roofing systems	
Ventilation systems:	<ul style="list-style-type: none"> - Ridge - Eaves - Top abutment - Tile vent - Gas terminals

Tile Fixing: Tiles must be securely fixed to resist wind uplift. Use our Fixing SPEC service by completing your details online or calling 0844 9395 999.

Clay tiles are subject to small variations in size because of drying and firing shrinkage in the manufacturing process. Therefore, before deciding on the batten gauge and cover width, the roof tiler should inspect each batch of tiles to ensure that the correct minimum headlap and sidelap are achieved.

Alban Vintage Blend



Alban Sussex Blend

303 Sanded Plain Tile

A traditional machine-made clay plain tile with a sanded finish, available in a choice of three colours.

Colours



Technical Data

Technical Data	Roof	Vertical
Minimum roof pitch	35°	75°
Headlap (minimum)	65 mm	38 mm
Batten spacing at max. gauge	102.5 mm	116 mm
Size of tile	270 x 170 mm	270 x 170 mm
Covering capacity at max. gauge	57.4 tiles per m ²	50.7 tiles per m ²
Cover width	170 mm	170 mm
Profile depth	12 mm	12 mm
Hanging length	254 mm	254 mm
Weight as laid	63.2 kg per m ²	55.8 kg per m ²
Weight per 1000	1.1 tonnes	1.1 tonnes
Weight per tile	1.1 kg	1.1 kg
Weight per pallet (inc. pallet)	0.9 tonnes	0.9 tonnes
Quantity per pallet	832	832
Battens per m ²	9.8 m	8.7 m
Batten size		
Up to 450 mm rafter centres	38 x 25 mm	38 x 25 mm
Up to 600 mm rafter centres	38 x 25 mm	38 x 25 mm
Nail size/type for tiles	38 x 3.35 mm aluminium ring shank clout head	

Note: Unless otherwise stated, data is based on tiles laid at minimum headlap.

Clay tiles are subject to small variations in size because of drying and firing shrinkage in the manufacturing process. Therefore, before deciding on the batten gauge and cover width, the roof tiler should inspect each batch of tiles to ensure that the correct minimum headlap and sidelap are achieved.

Fittings and accessories

Tile fittings:

- Tile and-a-half tiles
- Eaves/tops tiles
- External angles 90° (LH & RH)

Feature tiles: - Club

Ridges: - Clay half round 325

Hips:

- Hip tile 45°
- Clay half round 325

Valleys:

- Valley tile 45°
- Lead
- Fibreglass

Roofing systems

Dry Roof system: - Ridge

Ventilation systems:

- Ridge
- Eaves
- Top abutment
- Tile vent

Tile Fixing: Tiles must be securely fixed to resist wind uplift. Use our Fixing SPEC service by completing your details online or calling 0844 9395 999.


303 Sanded Plain Tile in an Old Rustic
(50%) and Old Heather (50%) Mix



Village® Plain Tile

A natural clay plain tile with varied colour and texture that creates the appearance of an aged roof from new. Its double cambered design adds further character, providing a rustic look that will blend into its surroundings.

Colour

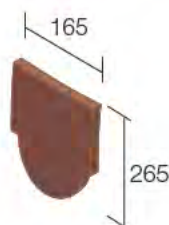


Technical Data	Roof	Vertical
Minimum roof pitch	35°	75°
Headlap (minimum)	65 mm	38 mm
Batten spacing at max. gauge	100 mm	114 mm
Size of tile	265 x 165 mm	265 x 165 mm
Covering capacity at max. gauge	60.0 tiles per m ²	53.0 tiles per m ²
Cover width	165 mm	165 mm
Profile depth	13 mm	13 mm
Hanging length	245 mm	245 mm
Weight as laid	60.0 kg per m ²	53.0 kg per m ²
Weight per 1000	1.0 tonnes	1.0 tonnes
Weight per tile	1.0 kg	1.0 kg
Weight per pallet (inc. pallet)	0.6 tonnes	0.6 tonnes
Quantity per pallet	520	520
Battens per m ²	10 m	8.8 m
Batten size		
Up to 450 mm rafter centres	38 x 25 mm	38 x 25 mm
Up to 600 mm rafter centres	38 x 25 mm	38 x 25 mm
Nail size/type for tiles	38 x 3.95 mm aluminium ring shank clout head	

Note: Unless otherwise stated, data is based on tiles laid at minimum headlap.

Feature Tile

Club pattern available.



For a copy of a Guide to Plain Tiling - Including Vertical Tiling, by the Clay Roof Tile Council, please contact Customer Support on 0844 9395 900.

Fittings and accessories

Tile fittings:	<ul style="list-style-type: none"> - Tile-and-a-half tiles - Eaves/tops tiles - Cloaked verge tiles (LH & RH) - Half tile cloaked verge tiles (LH & RH) - External & internal angles (LH & RH)
Feature tiles:	<ul style="list-style-type: none"> - Club
Ridges:	<ul style="list-style-type: none"> - Clay half round
Mono Ridges:	<ul style="list-style-type: none"> - Clay half round
Hips:	<ul style="list-style-type: none"> - Bonnet (Universal) - Arris (Pitch specific) - Clay third round
Valleys:	<ul style="list-style-type: none"> - Valley tiles - Lead - Fibreglass
Dry Roof system:	<ul style="list-style-type: none"> - Ridge, Hip
Ventilation systems:	<ul style="list-style-type: none"> - Ridge - Eaves - Top abutment - Tile vent - Gas terminals

Tile Fixing: Tiles must be securely fixed to resist wind uplift. Use our Fixing SPEC service by completing your details online or calling 0844 9395 999.




Village Reclaimed

Okewood Plain Tile

A traditional clay plain tile with a cross camber, smooth finish and looks that are reminiscent of a sanded tile.

Colour



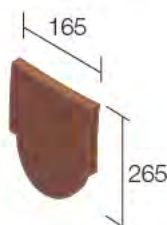
Technical Data

Technical Data	Roof	Vertical
Minimum roof pitch	35°	75°
Headlap (minimum)	65 mm	38 mm
Batten spacing at max. gauge	100 mm	114 mm
Size of tile	265 x 165 mm	265 x 165 mm
Covering capacity at max. gauge	60.0 tiles per m ²	53.0 tiles per m ²
Cover width	165 mm	165 mm
Profile depth	13 mm	13 mm
Hanging length	245 mm	245 mm
Weight as laid	60 kg per m ²	53.0 kg per m ²
Weight per 1000	1.0 tonnes	1.0 tonnes
Weight per tile	1.0 kg	1.0 kg
Weight per pallet (inc. pallet)	0.6 tonnes	0.6 tonnes
Quantity per pallet	520	520
Battens per m ²	10 m	8.8 m
Batten size		
Up to 450 mm rafter centres	38 x 25 mm	38 x 25 mm
Up to 600 mm rafter centres	38 x 25 mm	38 x 25 mm
Nail size/type for tiles	38 x 3.35 mm aluminium ring shank clout head	

Note: Unless otherwise stated, data is based on tiles laid at minimum headlap.

Feature Tile

Club pattern available.



For a copy of a Guide to Plain Tiling - Including Vertical Tiling, by the Clay Roof Tile Council, please contact Customer Support on 0844 9395 900.

Fittings and accessories

Tile fittings:	- Tile-and-a-half tiles - Eaves/tops tiles - External & internal angles (LH & RH)
Feature tiles:	- Club
Ridges:	- Clay half round
Mono ridges:	- Clay half round
Hips:	- Bonnet (Universal) - Aris (Pitch specific) - Clay third round - Baby Ridge
Valleys:	- Valley tiles (Max pitch 55°) - Lead - Fibreglass
Roofing systems	
Dry roof system:	- Ridge, Hip
Ventilation systems:	- Ridge - Eaves - Top abutment - Tile vent - Gas terminals

Tile Fixing: Tiles must be securely fixed to resist wind uplift. Use our Fixing SPEC service by completing your details online or calling 0844 9395 999



NEW

Okewood Haze

Humber Plain Tile



Humber Natural Red



Humber Plain Tile

A traditional, cross-cambered, machine made clay plain tile. Gives complete design flexibility and is perfect for complex roofs or vertical cladding.


Colours




65 Natural Red



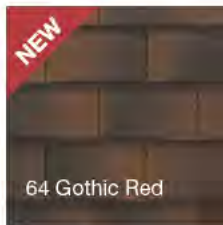
66 Flanders



68 Antique Slate



69 Tuscan



64 Gothic Red

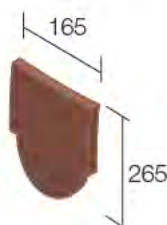
Technical Data

	Roof	Vertical
Minimum roof pitch	35°	75°
Headlap (minimum)	65 mm	38 mm
Batten spacing at max. gauge	100 mm	114 mm
Size of tile	265 x 165 mm	265 x 165 mm
Covering capacity at max. gauge	60.0 tiles per m ²	53.0 tiles per m ²
Cover width	165 mm	165 mm
Profile depth	13 mm	13 mm
Hanging length	245 mm	245 mm
Weight as laid	60 kg per m ²	53.0 kg per m ²
Weight per 1000	1.0 tonnes	1.0 tonnes
Weight per tile	1.0 kg	1.0 kg
Weight per pallet (inc. pallet)	0.6 tonnes	0.6 tonnes
Quantity per pallet	520	520
Battens per m ²	10 m	8.8 m
Batten size		
Up to 450 mm rafter centres	38 x 25 mm	38 x 25 mm
Up to 600 mm rafter centres	38 x 25 mm	38 x 25 mm
Nail size/type for tiles	38 x 3.95 mm aluminium ring shank clout head	

Note: Unless otherwise stated, data is based on tiles laid at minimum headlap.

Feature Tile

Club pattern available.



For a copy of a Guide to Plain Tiling - Including Vertical Tiling, by the Clay Roof Tile Council, please contact Customer Support on 0844 9395 900.

Fittings and accessories

Tile fittings:	- Tile-and-a-half tiles - Eaves/tops tiles - External & internal angles (LH & RH)
Feature tiles:	- Club
Ridges:	- Clay half round
Mono ridges:	- Clay half round
Hips:	- Bonnet (Universal) - Aris (Pitch specific) - Clay third round - Baby Ridge
Valleys:	- Valley tiles (Max pitch 55°) - Lead - Fibreglass
Roofing systems	
Dry roof system:	- Ridge, Hip
Ventilation systems:	- Ridge - Eaves - Top abutment - Tile vent - Gas terminals

Tile Fixing: Tiles must be securely fixed to resist wind uplift. Use our Fixing SPEC service by completing your details online or calling 0844 9395 999




Humber Natural Red

301 Smooth Plain Tile

A traditional machine-made clay plain tile. Gives complete design flexibility and is perfect for adding character to both roofs and walls.

Colours



Technical Data

Technical Data	Roof	Vertical
Minimum roof pitch	35°	75°
Headlap (minimum)	65 mm	38 mm
Batten spacing at max. gauge	102.5 mm	116 mm
Size of tile	270 x 170 mm	270 x 170 mm
Covering capacity at max. gauge	57.4 tiles per m ²	50.7 tiles per m ²
Cover width	170 mm	170 mm
Profile depth	12 mm	12 mm
Hanging length	254 mm	254 mm
Weight as laid	63.5 kg per m ²	55.8 kg per m ²
Weight per 1000	1.1 tonnes	1.1 tonnes
Weight per tile	1.1 kg	1.1 kg
Weight per pallet (inc. pallet)	0.9 tonnes	0.9 tonnes
Quantity per pallet	832	832
Battens per m ²	9.8 m	8.7 m
Batten size		
Up to 450 mm rafter centres	38 x 25 mm	38 x 25 mm
Up to 600 mm rafter centres	38 x 25 mm	38 x 25 mm
Nail size/type for tiles	38 x 3.35 mm aluminium ring shank clout head	

Note: Unless otherwise stated, data is based on tiles laid at minimum headlap.

Clay tiles are subject to small variations in size because of drying and firing shrinkage in the manufacturing process. Therefore, before deciding on the batten gauge and cover width, the roof tiler should inspect each batch of tiles to ensure that the correct minimum headlap and sidelap are achieved.

Fittings and accessories

Tile fittings:

- Tile and-a-half tiles
- Eaves/tops tiles
- External angles 90° (LH & RH)

Feature tiles:

- Club

Ridges:

- Clay half round 325

Hips:

- Hip tile 45°
- Clay half round 325

Valleys:

- Valley tile 45°
- Lead
- Fibreglass

Roofing systems

Dry Roof system:

- Ridge, Hip

Ventilation systems:

- Ridge
- Eaves
- Top abutment
- Tile vent

Tile Fixing: Tiles must be securely fixed to resist wind uplift. Use our Fixing SPEC service by completing your details online or calling 0844 9395 999.



301 Rustic

20/20 Interlocking Clay Plain Tile



20/20 Flanders



20/20 Flanders



20/20 Natural Red

20/20 Interlocking Clay Plain Tile

A New Generation interlocking clay plain tile that makes a plain tile roof more affordable through an innovative design that reduces labour and material costs, and cuts completion times.


Technical Data

Minimum roof pitch	15° at 100 mm headlap 22.5° at 75 mm headlap
Headlap (minimum)	75 mm
Headlap (maximum)	120 mm
Batten spacing at max. gauge	255 mm
Batten spacing at min. gauge	210 mm
Size of tile	330 x 226 mm
Covering capacity at max. gauge	22.7 tiles per m ² at 100 mm headlap 20.5 tiles per m ² at 75 mm headlap
Cover width	191 mm
Profile depth	16 mm
Hanging length	300 mm
Weight as laid	47.6 kg per m ² at 110 mm headlap 43.1 kg per m ² at 75 mm headlap
Weight per 1000	2.1 tonnes
Weight per tile	2.1 kg
Weight per pallet (inc. pallet)	1.0 tonnes
Quantity per pallet	480
Battens per m ²	4.3 m at 100 mm headlap 3.9 m at 75 mm headlap
Batten size	
Up to 450 mm rafter centres	38 x 25 mm
Up to 600 mm rafter centres	50 x 25 mm
Nail size/type for tiles	45 x 3.35 mm aluminium ring shank clout head
Nail size/type for metal tile clips	55 x 3.35 mm aluminium ring shank clout head
Nail size/type for plastic tile clips	55 x 3.35 mm aluminium ring shank clout head


Note: Unless otherwise stated, data is based on tiles laid at minimum headlap.

*Rafter length restrictions apply at minimum roof pitch. Concealed 20/20 ventilators must not be used on roof pitches below 22.5°. A low pitch version is available. Please contact Technical Services for further information.


Colours



65 Natural Red



69 Tuscan



66 Flanders



68 Antique Slate

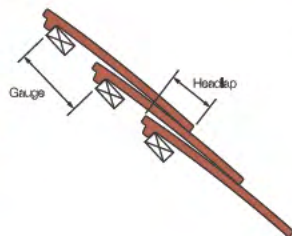
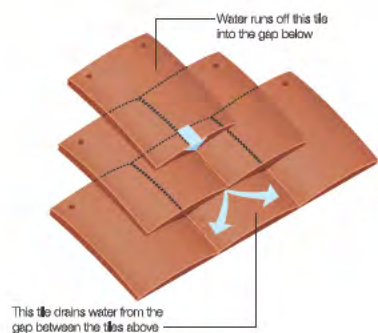

Fittings and accessories

Tile fittings:	- LH verge tile - Tile-and-a-half tiles (LH & RH verge)
Ridges:	- Duracoat half road - Clay half round
Mono ridges:	- Duracoat half road - Clay half round
Hips:	- Duracoat segmental - Clay third round
Valleys:	- Lead - Fibreglass
Clips:	- Tile, Eaves, Verge
Roofing systems	
Dry roof system:	- Ridge, Hip - Verge (Clay and plastic available)
Ventilation systems:	- Ridge - Eaves - Top abutment - Tile vent* - Gas terminals

*Concealed tile vent minimum pitch 22.5°

Tile Fixing: Download zonal fixing table from www.sandtoft.com. Alternatively, use our Fixing SPEC service by completing your details online or calling 0844 9395 999.

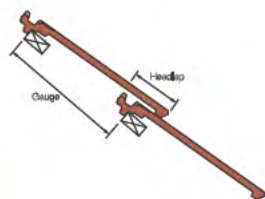
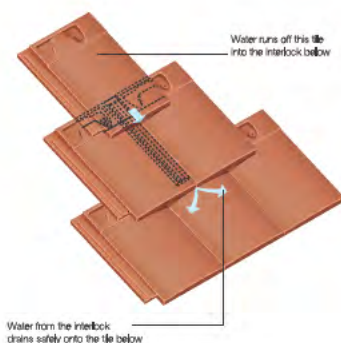
Clay tiles are subject to small variations in size because of drying and firing shrinkage in the manufacturing process. Therefore, before deciding on the batten gauge and cover width, the roof tiler should inspect each batch of tiles to ensure that the correct minimum headlap and sidelap are achieved.



Traditional plain tiles

Traditional double lap plain tiles are one of the oldest forms of roof covering in the UK. The term 'double lap' is applied to the way that the plain tiles are laid on the roof to create an effective barrier to water. Plain tiles like slates are uniform in shape and have no side interlocks, allowing the water to enter the gap between the tiles.

To drain this water away safely there must be another tile beneath each joint. This means that at any point on the roof there is at least a double layer of tiles, hence the term 'double lap' – at the headlap there are actually three layers of tiles (see opposite)



The 20/20 interlocking system

By adding features to the plain tile form, such as side interlocks and drainage channels it is possible to prevent the water from falling between the tiles at the side joint and instead carry it away to the tile below. This means that it is not necessary to have a double layer of tiles, which dramatically reduces the number of tiles required and the weight on the roof. 20/20 is half the weight of concrete plain tiles and over 40 per cent lighter than clay plain tiles.

Installing fewer tiles means less material and labour is required per roof and allows completion times and installation costs to be reduced.

The interlocking system also provides a much greater degree of control over wind and water ingress and this enhances performance. As a result 20/20 can be used on roof pitches as low as 15°.

Heritage Service

Heritage Service

Our heritage craftsman create bespoke handmade clay tiles and fittings for conservation projects throughout the United Kingdom. We can manufacture every shape and design of tile and finial that has ever been made throughout the rich and varied history of clay tile making.

The tiles included in this brochure represent some of the more popular historical plain tile designs to complement our mainstream plain tile offering. For information on other designs, such as Roman tiles and Unders & Overs, see www.sandtoft.com.

A Craftsman hand cuts a bespoke Under & Over tile for a listed building



Heritage Service



Traditional Skills.
Bespoke Products.



Part of the charm of our built heritage comes from the wide diversity of roof coverings adorning historic buildings. From cottages and barns to stately homes, many of our older buildings offer a profusion of detail that, today, would be deemed architectural luxury.

Over the centuries, the use of roofing materials has varied from place to place, with a diversity determined by local geography and material availability.

Our Heritage Service is a specialist conservation and restoration service that creates bespoke handmade roof tiles and fittings, and strives to preserve such national treasures.

One of the most enduring and appealing of these materials is natural clay which became desirable for its mellow appearance and weathering properties. Its popularity as a roof covering was enhanced by its unique ability to be pressed into a multitude of shapes and designs.

Family homes that were passed down through generations were often constructed to include bespoke features that reflected the occupants' tastes or even personal wealth.

This enabled past designers to create an endless landscape of decorative roofs through the inclusion of ornate finials, ridges and hips. Builders of the 17–19th centuries in particular placed great emphasis on appearance and detail and strove to add character to their work.


Individuality within a style, in keeping with the overall local vernacular was of paramount importance.





Well Court Edinburgh.
Goxhill handmade plain tiles
with bespoke bonnet hips

Heritage Service




Key

- 1. Oast House tile
- 1. Oast House tile
- 3. Oast House tile
- 4. Oast House tile
- 5. Peg tile
- 6. Tucker tile


- 7. Arrow Head Feature tile
- 8. Fishtail Feature tile
- 9. Club Feature tile
- 10. Spear Head tile
- 11. Bullnose Feature tile
- 12. Gothic Feature tile
- 13. Oast House Feature tile



Ogee Plain Tile



Gingerbread Plain Tile





Handmade Plain Tile

Concrete Plain Tile

This versatile cross-cambered concrete tile is perfect for complex detailing and curved roof applications.

Colours - Sandfaced



Colours - Smoothfaced

Fittings and accessories

- Tile fittings:**
 - Tile-and-a-half tiles
 - Eaves/tops tiles
 - External & internal angles (LH & RH)

- Feature tiles:**
 - Club

- Ridges:**
 - Half round, Segmental

- Mono ridges:**
 - Half round

- Hips:**
 - Bonnet (Max pitch 55°)
 - Aris (35°, 40°)
 - Half round
 - Segmental

- Valleys:**
 - Valley tiles (Max pitch 55°)
 - Lead
 - Fibreglass

- Roofing systems**

- Dry roof system:**
 - Ridge, Hip
 - Verge

- Ventilation systems:**
 - Ridge
 - Eaves
 - Top abutment
 - Tile vent
 - Gas terminals

Tile Fixing: Tiles must be securely fixed to resist wind uplift. Use our Fixing SPEC service by completing your details online or calling 0844 9395 999.

Technical Data	Roof	Vertical
Minimum roof pitch	35°	75°
Headlap (minimum)	65 mm	38 mm
Batten spacing at max. gauge	100 mm	114 mm
Size of tile	265 x 165 mm	265 x 165 mm
Covering capacity at max. gauge	60.0 tiles per m ²	53.0 tiles per m ²
Cover width	165 mm	165 mm
Profile depth	13 mm	13 mm
Hanging length	245 mm	245 mm
Weight as laid	78.0 kg per m ²	68.9 kg per m ²
Weight per 1000	1.3 tonnes	1.3 tonnes
Weight per tile	1.3 kg	1.3 kg
Weight per pallet (inc. pallet)	1.0 tonnes	1.0 tonnes
Quantity per pallet	768	768
Battens per m ²	10 m	8.8 m
Batten size		
Up to 450 mm rafter centres	38 x 25 mm	38 x 25 mm
Up to 600 mm rafter centres	38 x 25 mm	38 x 25 mm
Nail size/type for tiles	38 x 3.35 mm aluminium ring shank clout head	

Note: Unless otherwise stated, data is based on tiles laid at minimum headlap.

Feature Tile

Club pattern available.





Plain Tile Rustic

How we got here

Our story so far

In the UK Wienerberger leads the way, offering over 1000 products for the new build and renovation markets.

200 years of innovation

226 plants in 30 countries (14 UK factories)

6 distribution depots in the UK

Raw material reserves - 13 quarries in the UK

Over 1000 products in the UK

15,000 employees globally (1,000 in the UK)



The Mac in Belfast, winner of the Supreme Award and Best Public Building category at the 2012 Brick Development Association awards.

Product: Mellowed Red Sovereign Stock



Founded in 19th century Vienna, Wienerberger has been honed, moulded and developed by nearly two centuries of passion and expertise in the construction industry. From 1819 to the present day, the company has grown into a leading global provider of wall, roof and landscaping solutions, boasting 226 plants in 30 countries.

In the UK Wienerberger leads the way, offering over 1000 products for the new build and renovation markets; from bricks, block and tiles, to paving and wall solutions. With 150 people at our head office in Cheadle, we have four showrooms, 14 plant sites and six distribution depots across the country, allowing a scale of production explicitly designed to offer an unmatched resource of building materials.

Having moved from the manufacture of a single type of brick, to the ability to provide the materials for the entire building envelope, Wienerberger looks towards the future with both confidence and ambition.

Sustainable to the core

A dynamic and lasting commitment

We strive to use the minimum amount of energy in the manufacture of clay building products.

Our CO₂ emissions are 12.5% lower than the industry average*

Over £6 million invested on improvements in UK production efficiency and energy performance

First recycled slates to achieve 'excellent' BES 6001 status

First carbon neutral roofing factory in the UK



The Bankfoot Church Community Centre uses the interlocking BritLock tile to create one of the lowest carbon footprints in the UK for a building of its size.

- We are signatories of the British Ceramic Confederation Health and Safety Pledge
- All of our UK manufactured products are certified to BES 6001, the standard for the Responsible Sourcing of Construction Products
- We work continuously on the improvement of workplace conditions for our people and their professional development

* Applies to brick manufacturing



For Wienerberger, sustainability is a dynamic and lasting commitment. It has been embedded in our management and culture for as long as we can remember. It's an approach that will drive us into a greener future.

As an international company, with an eco-pedigree that is global in scope and ambition, we are able to bring the very latest in worldwide sustainability innovation to bear in our local UK operations.

Combined with extensive research and development, our strong local manufacturing base, forged over a century, allows us to ensure that eco efficiency is at the very heart of our work.

With every streamlined process, every cutting edge innovation and every green advancement, we want our customers to be the first to feel the benefit. It's just one of the advantages of the scale, range and availability of our products, and why we take such care with every detail of their manufacture.

Complete Building Solutions



Sandtoft Roof Tiles

Belton Road
Sandtoft
Doncaster
DN8 5SY

T 0844 9395 900
F 0844 9395 950

orders@sandtoft.co.uk
www.sandtoft.com
www.wienerberger.co.uk

Product samples are available upon request.

At Sandtoft we are continually Innovating and Improving our product range.

We reserve the right to change product specifications without notice.

Information correct at time of going to print.