

THE BRICK BOOK

FOURTEENTH EDITION V02

ROOF / **BRICK** / PAVER / FACADE / BLOCK



Wienerberger

WIENERBERGER

wienerberger UK & Ireland is dedicated to empowering the construction industry to create a sustainable future for generations to come. Through an extensive range of high-quality building products, systems, and solutions, we foster long-term partnerships, support exceptional careers, and place sustainability at the heart of everything we do.

We deliver innovative solutions for the entire building envelope including walls, roofs, heating, and water management. Our comprehensive product range covers bricks, cladding, roof tiles, solar systems, ventilation solutions, membranes, rainwater systems, plastic piping, plumbing, and underfloor heating. This offering is further enriched by expert technical services and unwavering customer support.

We are committed to understanding our customers' challenges and delivering products and solutions that meet the highest standards. By addressing their needs, we aim to build a safer and more sustainable future for the built environment.

Find out more about our products and services at www.wienerberger.co.uk

CONTENTS

Introduction to Wienerberger	2
Our Values	4-5
We Are Future-Builders	6-7
Why Clay?	8-9
Brick Styles	10-11
Bonding Patterns	12-13
Mortar Joint Profiles and Colour	14-15
Brick Product Standards	16-17
Good Site Practice	18-19
Design Services	20-21
Continual Professional Development (CPD)	22-23
Brick Colours	24-93
Red & Red Multi	26-57
Orange & Orange Multi	58-59
Buff & Buff Multi	60-65
Yellow & Yellow Multi	66-71
Cream & Cream Multi	72-74
Blue & Blue Multi	76-77
Brown & Brown Multi	78
Black & Black Multi	79
Grey & Grey Multi	80-85
White & White Multi	86
Engineering Bricks	87
Long Format: Roman & Megaline	88-89
Colour Fusion Range	90-91
Special Shaped Bricks	92-93
Prefabricated Solutions	94-99
Prefabricated Arches	94-95
GRP Canopies	96-97
Brick Clad and GRP Chimneys	98-99
Brick Slips	100-103
Cut Brick Slips	100-101
Manufactured Extruded Brick Slips	102-103
Eco-Habitats	104-105
Brick Mix	106
Requesting a Sample	107
Porotherm	108-111
Clay Pavers	112-113
Sandtoft	114-115
Keymer	116-117
Vertical Tiles	118-119
Wienerberger Facades	120-121
Index	122-130

© Wienerberger Ltd 11/23. All rights reserved. N.B. Due to the limitations of the printing process and screen calibration settings when viewing the online version, you are advised to obtain product samples prior to purchase. All information contained in this book is believed to be correct at the time of going to press. Wienerberger reserve the right to add, delete or alter products without notice and recommend you contact us to obtain the latest information.

OUR VALUES



Sustainability and innovation

Let's Build Beyond with our sustainability strategy

For our business to be sustainable, we need to create enduring value - for us and for those around us. As well as providing product and service solutions for the challenges of climate change, biodiversity loss and resource scarcity in the built environment, Wienerberger Limited must become a net-zero emission, nature positive business.

We want to positively impact the communities in which we live, work, source and sell, and conserve the natural resources upon which we all depend.

From ideas to completion and beyond, we commit to supporting architects, designers, developers and merchants to create smarter, better-performing buildings and spaces that reduce our impact on the planet.

Trusted expertise

Multi-specialists with heritage and experience

Wienerberger has supplied the construction industry with quality building products for over 200 years. Now, with solutions for the whole building envelope, our multi-specialist teamwork with architects, housebuilders, merchants and housing authorities to take ideas to completion and beyond. Innovative products and systems that perform and last. Services to design and deliver projects successfully and to a high standard. Sustainable solutions that make new builds and renovations perform better. All delivered via a great service and a reliable set of hands. We are creating the experts of the future with our training, apprenticeship and CPD programmes; constantly building on our experience to improve that of our customers.

Proven problem solvers

Finding the right solution for each challenge

We help customers succeed by finding unique solutions to their challenges. No two requirements are the same in terms of product, service, time or cost, so we listen to customer needs in order to provide the right solution. Whether they need a product or system, training and CPD, a full architectural design or just want to hear about the latest innovations; we're here to help. There aren't many challenges we haven't seen before, so our experience and can-do attitude means we always deliver on our promises. We co-innovate and come up with new ideas for intelligent, sustainable building solutions. By working with us, customers and partners can consider their challenges accepted, and solved.



Quality with longevity

Creating lasting value

We pride ourselves on delivering exceptionally high standards in our systems and solutions. With excellence and resilience as cornerstones of our business, we create long-lasting value for our customers, our employees and our community.

Our whole building envelope products and solutions mean buildings and renovations perform and are built to last. We create and deliver services that help customers optimise the quality and longevity of their designs, builds and processes.

The careers created and nurtured here encompass regular training, development and opportunity, helping our people to succeed, now and into the future.

Global resources, local solutions

The best of both worlds

Wienerberger Limited, as the UK operating business of Wienerberger AG, provides service on a local level, with the added benefits of global scale, resources and knowledge. The majority of the products we provide are manufactured locally from natural materials, and we have over 1,500 staff in the UK across 15 sites delivering high-quality service and solutions to our customers.

We give customers the benefits of local, global, proximity and scale; all to help support and drive your business forward.

By your side

Succeeding through partnership and teamwork

True partnership with customers is an easy thing to claim but rare in reality. We can genuinely say at Wienerberger that our customers are our partners and we are theirs.

We are committed to customer success, and by constantly listening to their requirements and challenges we grow with them, delivering products and services in line with their needs. Our architectural design service, Archigility, was based upon conversations with customers, and we are always bringing new and innovative solutions to the market.

As well as partnership with customers, we drive our service and our business forward through colleague collaboration: sharing challenges, successes and ideas. Every member of our team plays an essential role, and we have an open, inclusive culture based on teamwork.

We are *Future-Builders*

For our business to be sustainable, we need to create enduring value – for us and for those around us. As well as providing product and service solutions for the challenges of climate change, biodiversity loss and resource scarcity in the built environment, Wienerberger Limited must become a net-zero emission, nature-positive business.

We want to positively impact the communities in which we live, work, source and sell, and conserve the natural resources upon which we all depend.

Therefore we invite our partners and communities to share their sustainability ambitions with us, so that we can innovate, learn, and move forward together.

From ideas to completion and beyond, we commit to supporting architects, designers, developers and merchants to create smarter, better-performing buildings and spaces that reduce our impact on the planet. We know the solutions need to be affordable and convenient to use.

Our sustainability strategy looks ahead to 2030 and we have already set workstreams in motion to help us to reach our goals. We urgently undertake these tasks with a sense of responsibility and commitment to tackle the crises of climate change, biodiversity loss and resource scarcity by building beyond the known.



Our Sustainability Strategy

At Wienerberger Limited we're building beyond what we know to be possible today, and rethinking how we create value for our customers, our people and our communities. Our strategic priorities and ambitions for 2030 are outlined below.



Safeguarding our planet

Tackling the issues of climate change, biodiversity loss and resource scarcity head-on



Decarbonisation

We will have set a Science Based Target and established a net-zero (Scope 1 & 2) ceramic production line as a key milestone towards achieving net-zero emissions before 2050.

Resource conservation

We will use lifecycle assessments to demonstrate we have reduced our demand for natural resources.

Biodiversity promotion

We will use the Biodiversity Net Gain metric to demonstrate increased biodiversity across our land assets.



Innovating for the future we want

Developing new products and services that reduce our impact on the planet



Manufacturing processes

Our manufacturing processes will assist Wienerberger's transition to a net-zero emission, nature-positive company.

Circular initiatives

We will have integrated circular economy principles into our business model by designing out waste across the whole product lifecycle.

Product & service innovations

Our products and services will improve people's quality of life and promote efficient use of energy and water in the built environment.



Moving forward together

Transitioning to a net-zero, nature-positive, equitable society together



Our people

We will be able to demonstrate high levels of mental and physical wellbeing amongst employees, evidenced by our H&S reports and biannual employee surveys.

Our workforce and leaders will be representative of our local communities.

Our partners

We will have curated a network of trusted partners to tackle the global crises of climate change, biodiversity loss and resource scarcity.

Our communities

We will be able to demonstrate that Wienerberger adds value for communities through our Social Value Statement.

Underpinned by our behaviours (Commitment, Communication, Collaboration and Celebration) which necessitate ethical conduct and transparent reporting

WHY CLAY?

Understanding the natural material benefits

At Wienerberger we passionately believe in the benefits of building with clay. For us, it is the ideal raw material for long lasting, low impact construction projects. At the forefront of our industry for over 5,000 years, the advantages of clay are many and varied, covering every aspect of modern building.

Economic

A building structure made of clay blocks can be constructed quickly, saving both time and money during construction. Due to the durability and stability of buildings comprising of clay materials, maintenance costs are low and assets typically achieve high resale values.

Versatile

Clay building materials can be used almost anywhere: walls, façades, roofs, gardens, terraces and open spaces. They're also suitable for use within a range of projects, whether it's the construction of family homes, apartment blocks, offices or public buildings.

Aesthetic

With a range of colours from traditional hues of red and blue through to bold black and whites, it's easy to create a unique project. The rough, smooth and glazed surfaces achievable with clay provide a variety of textures, while coloured mortar combinations enable endless design possibilities.

Natural

All our blocks, facing bricks, roof tiles and pavers are considered natural products because they consist mainly of two simple raw materials: clay and water. All our clay building components are free of VOC pollutants and allergens, promoting healthy indoor air quality.







BRICK STYLES

There are several types of bricks made in different ways, each with differing characteristics.



WARNHAM RED

Stock (also known as soft mud)

Created using an automated process where the clay is placed into moulds by a machine. Stock bricks tend to have softer, more varied edges. Like handmade bricks, stock bricks also often have a frog.



SANDOWN RED

Wirecut (also known as extruded)


Produced by extruding a column of clay through a brick shaped die and then cutting the column into individual bricks using a wire. Wirecut bricks tend to have very precise edges and also have perforations through the bricks. The perforation pattern can be in many different forms depending on where the bricks are manufactured. They can also be produced as solid bricks.



MELLOWED RED SOVEREIGN STOCK

Waterstruck

Made using a similar process to stock bricks but the bricks are released from the moulds using water. This process, along with a wetter clay mix, gives waterstruck bricks a distinctive texture. They are often solid bricks although some waterstruck bricks do have frogs.



BLUE ENGINEER

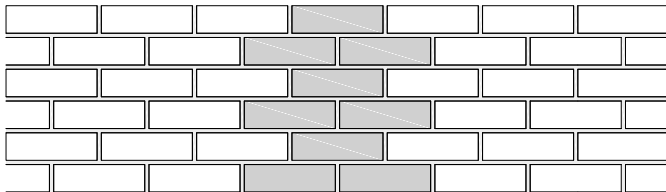
Engineering bricks

Made using the same process as wirecut bricks. Engineering bricks are selected for their enhanced technical performance rather than their appearance. Engineering bricks have high compressive strength and low water absorption properties. They can be either perforated or solid and tend to be either smooth red or smooth blue.

BONDING PATTERNS

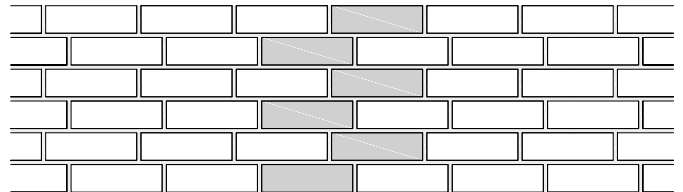
When you are creating your perfect look with your brickwork there are a number of different elements to consider that can make a huge difference to the overall appearance of your building.

Bonding refers to the way in which the bricks are laid. The primary purpose of bonding is to ensure the brickwork is strong and stable. However, it can also have a dramatic effect on the visual appearance.




STRETCHER BOND

Perpends centred to stretcher face above



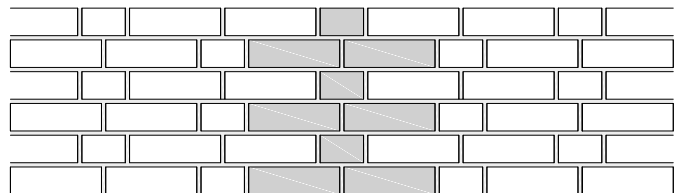
RAKING STRETCHER BOND

Perpends staggered by a quarter or three-quarters of the brick length



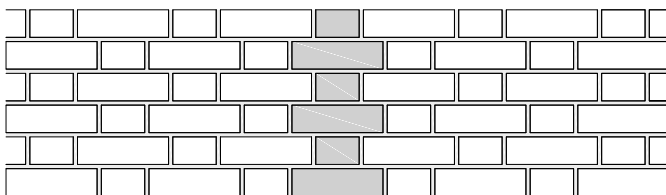
HEADER BOND

Perpends centred to header face above



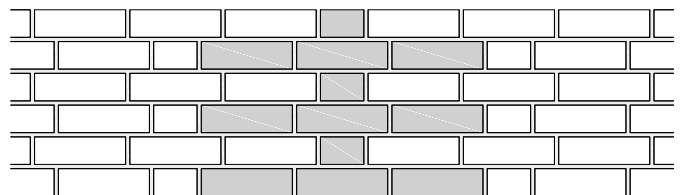
MONK BOND

Two stretchers to one header in each course




FLEMISH BOND

Alternate headers and stretchers




FLEMISH GARDEN WALL BOND

Three stretchers to one header in each course



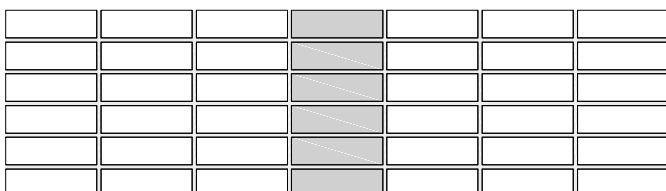
ENGLISH BOND

Alternate courses of headers and stretchers



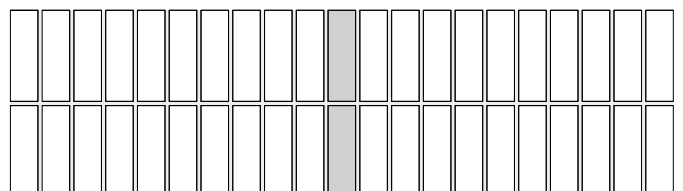
ENGLISH GARDEN WALL BOND

Three courses of stretchers to one of headers



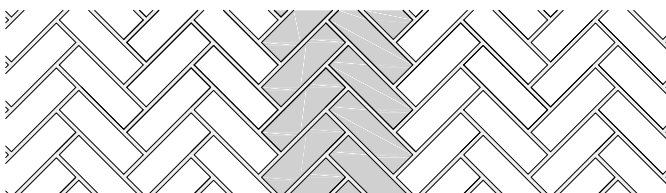
STACK BOND

Stretchers with perpends directly above the perpend below



VERTICAL STACK BOND (SOLDIER COURSE)

Laid standing on end with all vertical joints aligned




HERRINGBONE BOND

Laid in alternating rows at 45 degrees to each other

Opposite page

Barclay Court, Dublin
MARZIALE (page 72)





MORTAR JOINT PROFILES AND COLOUR

Common mortar profiles

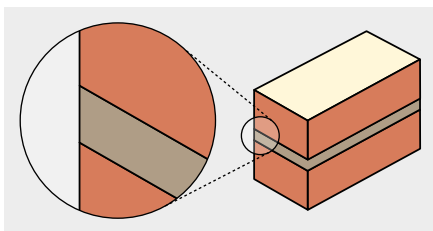
The mortar joint profile has a significant impact on the aesthetics of a wall. However, it also plays an important part in the overall weather resistance of brickwork so the choice of joint profile used should be based on technical performance requirements as well as appearance.

The following joint profiles are the most commonly used in the UK

Mortar colours

Another key consideration for determining the overall appearance of your building is the colour of mortar you use. Mortar actually accounts for 15 - 17% of the visible brickwork (dependant on bond pattern) and the colour chosen can change the look of your wall considerably.

Below are some examples of how different mortar colours can significantly change the look of the same brick. Mortar shown with Warnham Red (left) and Brookhurst Yellow Multi (right).



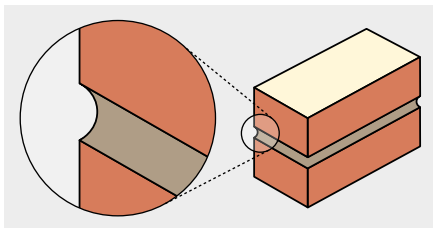
FLUSH



NEUTRAL MORTAR



NEUTRAL MORTAR



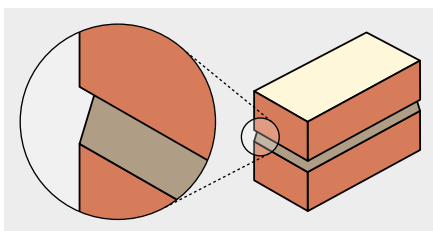
BUCKET HANDLE



LIGHT MORTAR



LIGHT MORTAR



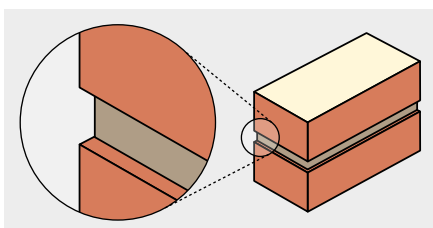
WEATHER STRUCK



MEDIUM MORTAR



MEDIUM MORTAR



RECESSED

Only to be used with F2 rated bricks and to be a maximum depth of 4 - 5mm.



DARK MORTAR



DARK MORTAR

BRICK PRODUCT STANDARDS

Guide to technical data

All our facing bricks are manufactured in accordance with the European Standard for clay masonry units BS EN 771-1.

Size tolerance

BS EN 771-1 requires a manufacturer to declare a particular size category for each product based on individual brick measurements. Different categories take into account the wide range of brick types and variation in acceptable appearance related to different manufacturing methods.

Size categories are based on formulae (to take account of the different sized products). For the standard UK work size, the following table is applicable.

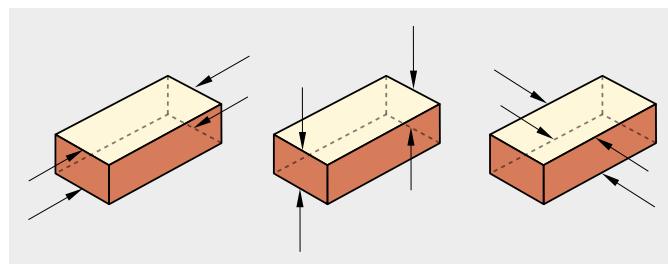
Table 1*	Tolerance Categories		
Work size	T2	T1	Tm
Length 215	± 4mm	± 6mm	Option for manufacturers to declare own limits
Width 102.5	± 3mm	± 4mm	
Height 65	± 2mm	± 3mm	

Range

The difference between the smallest and largest units, determined by the above test measurements, provides a figure for range.

Different categories are based on formulae, and for the standard UK work size, Table 2 is applicable.

Table 2**	Tolerance Categories		
Work size	R2	R1	Rm
Length 215	4mm	9mm	Option for manufacturers to declare own limits
Width 102.5	3mm	6mm	
Height 65	2mm	5mm	

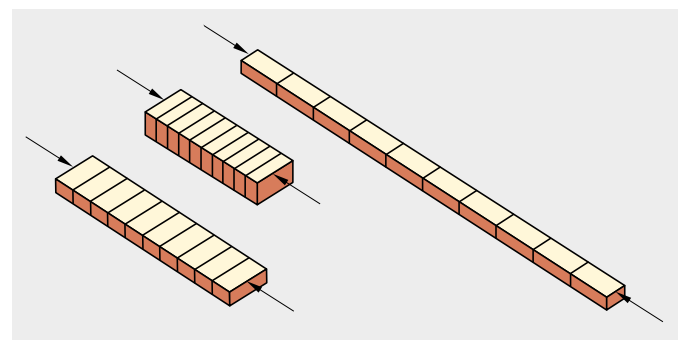


Guidance on-site

In 2003 the British Standards Institution published a document suitable for on-site appraisal of brick units. Publicly Available Specification 70 (PAS 70) provides guidance on appearance of facing bricks and practical on-site testing methods for size, using a conventional retractable steel rule as a viable alternative to the calliper method referred to in the European Standard. PAS 70 has two procedures for measurement, the simpler of which (Procedure A), is used to determine the size tolerance of the brick consignment delivered to site.

10 individual bricks are chosen at random from the consignment. For determination of tolerance, bricks are set out on suitable level ground and the overall measurement taken for the 10 bricks as illustrated below. This overall dimension is then divided by 10 to provide the mean figure; this is rounded to the nearest whole number and the difference between this figure and the work size is compared to the tolerance categories in Table 3.

Table 3***	Tolerance Categories		
Work size	T2	T1	Tm
Length 215	3mm	5mm	Option for manufacturers to declare own limits
Width 102.5	2mm	3mm	
Height 65	1mm	2mm	



PAS 70 also provides guidance on measurement of individual bricks should a dispute with regard to variation in individual brick sizes. Procedure B is used to determine the range, or difference between the smallest and largest bricks within the randomly chosen sample of 10 bricks. Two measurements should be taken for each dimension, (as illustrated) to provide a mean figure for each brick. The difference between the smallest and largest units identified is compared with range category (see Table 4).

As with tolerance, the individual range figures in PAS 70 are 1mm less than those in BS EN 771-1 in each case, and for classification the product must meet all requirements for the stated category.

Table 4	Tolerance Categories		
Work size	R2	R1	Rm
Length 215	3mm	8mm	Option for manufacturers to declare own limits
Width 102.5	2mm	5mm	
Height 65	1mm	4mm	

***Table 1 Notes:** T2 bricks are classified as having the tightest tolerance. To determine the tolerance applicable, measurements, using accurate instrumentation, are taken for each of 10 bricks sampled randomly from the consignment against their length, width and height. The mean figure is calculated by addition of each specific measurement (for height two measurements in transverse directions are taken to provide an average), divided by 10. For a product of T2 tolerance, the mean figure for the length should therefore fall between 211 and 219mm.

****Table 2 Notes:** 1. For example for a product of R1 range, the difference in length between the smallest and largest bricks tested should not exceed 9mm, and for classification the product must meet all requirements for the stated category. 2. For on-site measurement guidance please refer to the following section.

*****Table 3 Notes:** The individual figures in PAS 70 are 1mm less than those in the European Standard BS EN 771-1 for each category (See Table 1) and appear to be more stringent. This allows for the recording of whole millimetres using a retractable steel rule, but provides sufficient confidence that the categories indicated by the on-site test would be confirmed by the more detailed measurement procedure set out in the European Standard.

Appearance

In practice it is not possible to write a universally applicable definition of acceptable appearance of facing brickwork, as this will vary significantly with each type of clay brick. The appearance of brickwork is dependent on the choice of brick type, colour range, texture, mortar colour, joint profile, and workmanship.

It is established good site practice to mix bricks from within a consignment in order to minimise the potential for colour banding within elevations.

On-site principle of assessment

It is sometimes necessary to assess the acceptability of minor defects such as cracks, chips, surface blemishes and variation in texture of clay facing bricks when delivered to site.

It is suggested in PAS 70 that samples from deliveries of bricks are compared with a previously constructed reference panel of an appropriate size (not less than 1m²) and suitably located on-site.

This reference panel should be representative of what can reasonably be expected to be delivered to site and should be large enough to encompass known and acceptable variations of colour and texture in the particular brick type.

Brick panels should be viewed from a distance of 3 metres, which is sufficient to reliably compare the aesthetic characteristics of the bulk delivery of facing bricks with the approved reference panel.

Bibliography

BS EN 771-1
Specification for masonry units. Clay masonry units.

BS EN 772-16
Methods of test for masonry units. Determination of dimensions.

PAS 70
HD clay bricks. Guide to appearance and site measured dimensions and tolerance.

Key to column headings

A	B	C	D	E	F	G	H	I	J	K	L	M
Product name	Page	Type	Production factory	Dispatch location	Size tolerance	Durability	Active soluble salts	Compressive strength (N/mm ²)	Water absorption (%)	Pack quantity	Individual dry brick weight (kg)	Height (mm)
					Mean Range	BS EN 771-1						

- A** Product name
- B** Page - listing in brick book
- C** Type - product type
S = Stock, W = Wirecut or Wa = Waterstruck
- D** Production factory
- E** Dispatch location
- F** Size tolerance
- G** Durability (BS EN 771-1)
F2 = Suitable for severe exposure, F1 = Suitable for moderate exposure, F0 = Suitable for passive exposure
- H** Active soluble salts (BS EN 771-1)
S2 = Within the lowest limits specified, S1 = Within limits specified, S0 = No requirement, when the intended use provides complete protection against water protection
- I** Compressive strength (BS EN 771-1)
Minimum mean compressive strength (measured in N/mm²) for samples that are surface ground and tested dry
- J** Water absorption (BS EN 771-1)
Maximum or equal to the % figure increase in weight after cold soaking dry bricks in water for 24 hours
- K** Pack quantity
Number of bricks packaged together to form a pack
- L** Individual dry brick weight (Kg)
- M** Height (mm)

For further guidance please contact our Design Services department at our Head Office (0161 491 8200)

GOOD SITE PRACTICE

Adhering to good site practice will ensure a smooth construction process and the best aesthetic results.



Delivery and storage

From the moment bricks are delivered to site, the way in which they are handled and stored can have an effect on the appearance of brickwork at a later point.

- Bricks should be unloaded onto hard, flat, adequately drained, level ground.
- It is recommended that brick packs should never be stored more than two packs high.
- Palletised products should be stored on-site in a single layer in order to eliminate handling damage.
- Brick packs should be stored in areas which will remain free from mud, splashing by site delivery vehicles and potential staining from other materials.
- All bricks in storage should be adequately protected against rain, snow and frost.

Protection

Protection of brickwork is important to prevent it becoming saturated as this can lead to staining and efflorescence (minerals emerging from the clay).

- Face brickwork should be kept clean and protected and care must be taken to avoid splashing from mortar pointing.
- Incomplete brickwork should be covered with waterproof materials during breaks in construction and overnight/

Appearance

A suitable site reference panel, representative of the consignment, should be constructed prior to commencement of brickwork in order to provide an indication of the finished wall appearance.

- Before laying bricks, site personnel should check that the colour, shape, size and texture are correct and as expected.
- In order to ensure a consistent appearance throughout the building, bricks should be blended from a minimum of three packs at the same time in order to avoid colour 'banding'.



Mortar

Correct mortar specification and preparation is critical to the aesthetics, durability, rain resistance and structural performance of brickwork.

- Deliveries of mortar should be protected from the elements.
- The mortar mixing area should be kept clean to avoid contamination.
- Consideration should be given to the appropriate mortar specification for different applications.

Cleaning brickwork

Good bricklaying and protection should minimise the need for cleaning completed brickwork, however there will usually be some need to remove mortar stains.

- Any large deposits of relatively fresh mortar can be removed by a wooden implement to avoid damage to the brick face.
- High pressure hoses and wire brushes should not be used as they may damage the surface.
- With cement or lime stains it may be necessary to consider a proprietary brickwork cleaning solution.

Standards/Code of Practice

Bricks should be stored, handled and used in accordance with PD6697 and BS 8000-3.

DESIGN SERVICES

Specialist design, technical expertise.

Wienerberger's Design Services Department offers specialist design and technical expertise, providing effective and helpful advice to achieve successful brickwork.

The services offered range from guidance on the most appropriate product selection for particular projects and applications through to final product specification including current building standards and codes of practice, special shaped bricks, bond patterns, movement joints and brickwork detailing.

A comprehensive knowledge of special shaped bricks combined with the use of CAD software enables us to assist in detailing customer requirements where Wienerberger bricks have been specified.

For more information contact Design Services at
wbukdesignservices@wienerberger.com









CONTINUAL PROFESSIONAL DEVELOPMENT (CPD)

Sharing our knowledge and expertise.

What is a CPD?

CPD stands for 'Continuing Professional Development' and refers to ongoing learning and development that professionals undertake. CPDs help professionals to stay up-to-date with best practice, hone their existing skills, learn new ones, and improve their industry knowledge.

How can Wienerberger help?

If you want to discover more about a new topic for an upcoming project, need a refresher course, or simply would like to find out more about Wienerberger, each of our CPD seminars offers the opportunity to learn something new.

Are you interested in taking part in a Wienerberger CPD seminar? Our courses can be presented as online meetings or face-to-face to suit your requirements, delivered by experienced and qualified members of the Wienerberger team.

To book a CPD presentation contact us via wbukmarketing@wienerberger.com or visit wienerberger.co.uk/cpd

BRICK COLOURS





RED & RED MULTI

Stock



ALDBURY MULTI STOCK



ASHINGTON RED MULTI



ATHENA BLEND



BIJOU RED MULTI




School Lane, Didsbury
ASHINGTON RED MULTI

Product name	Type	Production factory	Dispatch location	Size tolerance		Durability	Active soluble salts	Compressive strength (N/mm ²)	Water absorption (%)	Pack quantity	Individual dry brick weight (kg)
				Mean	Range						
Aldbury Multi Stock	S	Bemmel	Import Depots	T1	Rm	F2	S2	20	15	596	2.15
Ashington Red Multi	S	Todhills	Todhills	T1	R1	F2	S2	20	14	500	2.30
Athena Blend	S	Beerse	Import Depots	T1	R1	F2	S2	12	15	528	2.35
Bijou Red Multi	S	Péruwelz	Import Depots	T1	R1	F2	S2	12	15	680	2.09

S = Stock Wa = Waterstruck W = Wirecut

RED & RED MULTI


Stock




BLUE VELVET



BRADFIELD MULTI



CAPELWICK MULTI STOCK



CHARTHAM MULTI STOCK



CHARTHURST RED MULTI



CHOLESBURY DARK RED MULTI

Product name	Type	Production factory	Dispatch location	Size tolerance		Durability	Active soluble salts	Compressive strength (N/mm ²)	Water absorption (%)	Pack quantity	Individual dry brick weight (Kg)
				Mean	Range						
Blue Velvet	S	Beerse	Import Depots	T1	R1	F2	S2	12	15	528	2.35
Bradfield Multi	S	Todhills	Todhills	T1	R1	F2	S2	20	14	500	2.27
Capelwick Multi Stock	S	Warnham	Warnham	T1	R1	F2	S2	12	15	500	2.40
Chartham Multi Stock	S	Warnham	Warnham	T2	R1	F2	S2	12	15	500	2.39
Charthurst Red Multi	S	Waresley	Waresley	T2	R1	F2	S2	21	18	500	2.19
Cholesbury Dark Red Multi	S	Warnham	Warnham	T2	R1	F2	S2	12	15	500	2.43


S = Stock Wa = Waterstruck W = Wirecut

RED & RED MULTI

Stock




CHOLESBURY LIGHT RED MULTI




DORCHESTER RED STOCK




DORTON MANOR STOCK



DURHAM CLARET STOCK



DURHAM RED MULTI STOCK



ELLINGTON RED MULTI

Product name	Type	Production factory	Dispatch location	Size tolerance		Durability	Active soluble salts	Compressive strength (N/mm ²)	Water absorption (%)	Pack quantity	Individual dry brick weight (kg)
				Mean	Range						
Cholesbury Light Red Multi	S	Warnham	Warnham	T2	R1	F2	S2	12	15	500	2.43
Dorchester Red Stock	S	Haaften	Import Depots	T2	R1	F2	S2	20	12	640	2.27
Dorton Manor Stock	S	Todhills	Todhills	T1	R1	F2	S2	20	14	500	2.30
Durham Claret Stock	S	Todhills	Todhills	T1	R1	F2	S2	20	14	500	2.30
Durham Red Multi Stock	S	Todhills	Todhills	T1	R1	F2	S2	20	14	500	2.30
Ellington Red Multi	S	Todhills	Todhills	T1	R1	F2	S2	20	14	500	2.30

S = Stock Wa = Waterstruck W = Wirecut

RED & RED MULTI

Stock / Waterstruck



ENGLISH RED



FALSTAFF ANTIQUE



GAINSBOROUGH MULTI STOCK



HATHAWAY BRINDLED



Pemberley House
HATHAWAY BRINDLED

Product name	Type	Production factory	Dispatch location	Size tolerance		Durability	Active soluble salts	Compressive strength (N/mm ²)	Water absorption (%)	Pack quantity	Individual dry brick weight (kg)
				Mean	Range						
English Red	S	Erlecom	Import Depots	T2	R1	F2	S2	12	20	644	2.18
Falstaff Antique	S	Péruwelz	Import Depots	T1	R1	F2	S2	12	14	680	2.23
Gainsborough Multi Stock	S	Todhills	Todhills	T1	R1	F2	S2	20	14	500	2.30
Hathaway Brindled	S	Péruwelz	Import Depots	T1	R1	F2	S2	12	14	680	2.17

S = Stock Wa = Waterstruck W = Wirecut

RED & RED MULTI

Stock



HERITAGE BLEND



JEWEL MULTI



KASSANDRA MULTI



Wilburn Basin, Manchester
HERITAGE BLEND & MELLOWED RED SOVEREIGN STOCK

Product name	Type	Production factory	Dispatch location	Size tolerance		Durability	Active soluble salts	Compressive strength (N/mm ²)	Water absorption (%)	Pack quantity	Individual dry brick weight (kg)
				Mean	Range						
Heritage Blend	S	Kortemark HV	Import Depots	T1	R1	F2	S2	12	15	652	2.19
Jewel Multi	S	Kortemark HV	Import Depots	T1	R1	F2	S2	12	15	652	2.19
Kassandra Multi	S	Beerse	Import Depots	T1	R1	F2	S2	12	15	528	2.35

S = Stock Wa = Waterstruck W = Wirecut

RED & RED MULTI


Stock



KEMPLEY ANTIQUE



KENILWORTH ANTIQUE



KINGSHURST MULTI



LINGFIELD RED MULTI



LOXLEY RED MULTI



MAPLEHURST LIGHT MULTI STOCK

Product name	Type	Production factory	Dispatch location	Size tolerance		Durability	Active soluble salts	Compressive strength (N/mm ²)	Water absorption (%)	Pack quantity	Individual dry brick weight (Kg)
				Mean	Range						
Kempley Antique	S	Péruwelz	Import Depots	T1	R1	F2	S2	12	14	680	2.17
Kenilworth Antique	S	Péruwelz	Import Depots	T1	R1	F2	S2	12	14	680	2.17
Kingshurst Multi	S	Waresley	Waresley	T2	R1	F2	S2	21	18	500	2.19
Lingfield Red Multi	S	Warnham	Warnham	T2	R1	F2	S2	12	15	500	2.39
Loxley Red Multi	S	Kortemark HV	Import Depots	T1	R1	F2	S2	12	15	652	2.20
Maplehurst Light Multi Stock	S	Warnham	Warnham	T2	R1	F2	S2	12	15	500	2.39


S = Stock Wa = Waterstruck W = Wirecut

RED & RED MULTI

Stock



MARDALE ANTIQUE



MARPESSA MULTI



MEDIUM SURREY BLEND



Oak Park, Alderley Edge
NUTCOMBE MULTI STOCK

Product name	Type	Production factory	Dispatch location	Size tolerance		Durability	Active soluble salts	Compressive strength (N/mm ²)	Water absorption (%)	Pack quantity	Individual dry brick weight (kg)
				Mean	Range						
Mardale Antique	S	Kortemark HV	Import Depots	T1	R1	F2	S2	12	15	652	2.19
Marpessa Multi	S	Warnham	Warnham	T1	R1	F2	S2	12	15	500	2.43
Medium Surrey Blend	S	Péruwelz	Import Depots	T1	R1	F2	S2	12	14	680	2.17

S = Stock Wa = Waterstruck W = Wirecut


RED & RED MULTI Stock



NEWFIELD MULTI




NUTCOMBE MULTI STOCK




NUTHURST RED MULTI



MOZART BLEND *



NEW MONTANA



NEW RED MULTI GILT STOCK

Product name	Type	Production factory	Dispatch location	Size tolerance		Durability	Active soluble salts	Compressive strength (N/mm ²)	Water absorption (%)	Pack quantity	Individual dry brick weight (kg)
				Mean	Range						
Mozart Blend *	S	Nuance	Import Depots	T1	R1	F2	S2	15	15	632	2.05
New Montana	S	Beerse	Import Depots	T1	R1	F2	S2	12	15	528	2.35
New Red Multi Gilt Stock	S	Waresley	Waresley	T2	R1	F2	S2	21	18	500	2.19
Newfield Multi	S	Todhills	Todhills	T1	R1	F2	S2	20	14	500	2.27
Nutcombe Multi Stock	S	Warnham	Warnham	T2	R1	F2	S2	12	15	500	2.39
Nuthurst Red Multi	S	Waresley	Waresley	T2	R1	F2	S2	21	18	500	2.19

* Available in 65mm and 50mm. (See index for technical details).


S = Stock Wa = Waterstruck W = Wirecut

RED & RED MULTI

Stock




OLDE AUTUMN ANTIQUE



OLDE CHELFORD RED MULTI



OLDE CHESHIRE RED MULTI *



OLDE COUNTY BLEND



OLDE CRANLEIGH MULTI



OLDE ESSEX RED MULTI

Product name	Type	Production factory	Dispatch location	Size tolerance		Durability	Active soluble salts	Compressive strength (N/mm ²)	Water absorption (%)	Pack quantity	Individual dry brick weight (kg)
				Mean	Range						
Olde Autumn Antique	S	Warnham	Warnham	T1	R1	F2	S2	12	15	500	2.43
Olde Chelford Red Multi	S	Beerse	Import Depots	T1	R1	F2	S2	10	13	528	2.36
Olde Cheshire Red Multi *	S	Beerse	Import Depots	T1	R1	F2	S2	12	15	528	2.35
Olde County Blend	S	Warnham	Warnham	T2	R1	F2	S2	12	15	500	2.43
Olde Cranleigh Multi	S	Warnham	Warnham	T1	R1	F2	S2	12	15	500	2.43
Olde Essex Red Multi	S	Beerse	Import Depots	T1	R1	F2	S2	12	15	528	2.38

* Available in 65mm and 50mm. (See index for technical details).

S = Stock Wa = Waterstruck W = Wirecut

RED & RED MULTI

Stock



Private residence
OLDE CHESHIRE RED MULTI

RED & RED MULTI

Stock




Private residence
OLDE FARNDAL MULTI

RED & RED MULTI

Stock




OLDE FARNDALE MULTI




OLDE HENFIELD MULTI




OLDE HERITAGE ANTIQUE



OLDE HORSHAM



OLDE SOUTHWATER



OLDE SUSSEX BLEND

Product name	Type	Production factory	Dispatch location	Size tolerance		Durability	Active soluble salts	Compressive strength (N/mm ²)	Water absorption (%)	Pack quantity	Individual dry brick weight (kg)
				Mean	Range						
Olde Farndale Multi	S	Péruwelz	Import Depots	T1	R1	F2	S2	12	14	680	2.17
Olde Henfield Multi	S	Warnham	Warnham	T1	R1	F2	S2	12	15	500	2.43
Olde Heritage Antique	S	Warnham	Warnham	T1	R1	F2	S2	12	15	500	2.43
Olde Horsham	S	Warnham	Warnham	T1	R1	F2	S2	12	15	500	2.43
Olde Southwater	S	Warnham	Warnham	T1	R1	F2	S2	12	15	500	2.43
Olde Sussex Blend	S	Warnham	Warnham	T2	R1	F2	S2	12	15	500	2.43

S = Stock Wa = Waterstruck W = Wirecut

RED & RED MULTI


Stock



OLDE WELLS RUSTICA



OLDE WELWYN RED MULTI



OLDE WOODFORD RED MULTI



Crownfields, Saighton
OLDE WOODFORD RED MULTI

Product name	Type	Production factory	Dispatch location	Size tolerance		Durability	Active soluble salts	Compressive strength (N/mm ²)	Water absorption (%)	Pack quantity	Individual dry brick weight (kg)
				Mean	Range						
Olde Wells Rustica	S	Beerse	Import Depots	T1	R1	F2	S2	12	15	540	2.35
Olde Welwyn Red Multi	S	Beerse	Import Depots	T1	R1	F2	S2	12	15	528	2.38
Olde Woodford Red Multi	S	Beerse	Import Depots	T1	R1	F2	S2	10	13	528	2.36


S = Stock Wa = Waterstruck W = Wirecut

RED & RED MULTI

Stock



PASTORALE MULTI



RENAISSANCE MULTI



RETRO BARN STOCK



RETRO COTTAGE STOCK




Hankelow Hall Park
OLD FARNDALE MULTI, RENAISSANCE MULTI & KASSANDRA MULTI

Product name	Type	Production factory	Dispatch location	Size tolerance		Durability	Active soluble salts	Compressive strength (N/mm ²)	Water absorption (%)	Pack quantity	Individual dry brick weight (kg)
				Mean	Range						
Pastorage Multi	S	Beerse	Import Depots	T1	R1	F2	S2	12	15	528	2.37
Renaissance Multi	S	Beerse	Import Depots	T1	R1	F2	S2	12	15	528	2.36
Retro Barn Stock	S	Péruwelz	Import Depots	Tm	Rm	F2	S2	12	14	600	2.24
Retro Cottage Stock	S	Péruwelz	Import Depots	Tm	Rm	F2	S2	12	14	600	2.22

S = Stock Wa = Waterstruck W = Wirecut

RED & RED MULTI


Stock




RUDGWICK MULTI STOCK




RUNSWICK RED MULTI



THORNTON RED BLEND



WARESLEY RED STOCK



WARNHAM RED STOCK




WHITBY RED MULTI RUSTICA

Product name	Type	Production factory	Dispatch location	Size tolerance		Durability	Active soluble salts	Compressive strength (N/mm ²)	Water absorption (%)	Pack quantity	Individual dry brick weight (kg)
				Mean	Range						
Rudgwick Multi Stock	S	Warnham	Warnham	T2	R1	F2	S2	12	15	500	2.39
Runswick Red Multi	S	Todhills	Todhills	T1	R1	F2	S2	20	14	500	2.27
Thornton Red Blend	S	Waresley	Waresley	T2	R1	F2	S2	21	18	500	2.19
Waresley Red Stock	S	Waresley	Waresley	T2	R1	F2	S2	21	18	500	2.19
Warnham Red Stock	S	Warnham	Warnham	T2	R1	F2	S2	12	15	500	2.39
Whitby Red Multi Rustica	S	Péruwelz	Import Depots	Tm	Rm	F2	S2	12	15	600	2.35

S = Stock Wa = Waterstruck W = Wirecut

RED & RED MULTI

Stock



WOODBIDGE CLARET STOCK



WORCESTER RED BLEND




Preston
WHITBY RED MULTI RUSTICA

Product name	Type	Production factory	Dispatch location	Size tolerance		Durability	Active soluble salts	Compressive strength (N/mm ²)	Water absorption (%)	Pack quantity	Individual dry brick weight (kg)
				Mean	Range						
Woodbridge Claret Stock	S	Haaften	Import Depots	T2	R1	F2	S2	20	12	640	2.27
Worcester Red Blend	S	Beerse	Import Depots	T1	R1	F2	S2	12	15	528	2.43


S = Stock Wa = Waterstruck W = Wirecut

RED & RED MULTI

Waterstruck



ASHLEY RED MULTI *



AUTUMN RUSSET SOVEREIGN STOCK †




Host, Leicester
ASHLEY RED MULTI

Product name	Type	Production factory	Dispatch location	Size tolerance		Durability	Active soluble salts	Compressive strength (N/mm²)	Water absorption (%)	Pack quantity	Individual dry brick weight (Kg)
				Mean	Range						
Ashley Red Multi *	Wa	Haaften	Import Depots	T2	R1	F2	S2	20	12	624	2.66
Autumn Russet Sovereign Stock †	Wa	Hartlebury	Hartlebury	T1	R1	F2	S2	21	21	430	2.29

* Available in 65mm and 50mm. † Available in 65mm and 73mm. (See index for technical details).

RED & RED MULTI


Waterstruck



Student Accommodation, York
AUTUMN RUSSET SOVEREIGN STOCK

RED & RED MULTI

Waterstruck



Shipston Road, Warwickshire
OAST RUSSET SOVEREIGN STOCK

RED & RED MULTI

Waterstruck



MELLOWED RED SOVEREIGN STOCK



NEW LINCOLN RED



OAST RUSSET SOVEREIGN STOCK †



RECLAIMED SHIRE SOVEREIGN STOCK †

Product name	Type	Production factory	Dispatch location	Size tolerance		Durability	Active soluble salts	Compressive strength (N/mm ²)	Water absorption (%)	Pack quantity	Individual dry brick weight (kg)
				Mean	Range						
Mellowed Red Sovereign Stock	Wa	Hartlebury	Hartlebury	T1	R1	F2	S2	21	21	430	2.29
New Lincoln Red	Wa	Vesterled	Import Depots	T2	R1	F2	S2	12	14	384	2.70
Oast Russet Sovereign Stock †	Wa	Hartlebury	Hartlebury	T1	R1	F2	S2	21	21	430	2.29
Reclaimed Shire Sovereign Stock †	Wa	Hartlebury	Hartlebury	T1	R1	F2	S2	21	21	430	2.29

† Available in 65mm and 73mm. (See index for technical details).

S = Stock Wa = Waterstruck W = Wirecut

RED & RED MULTI


Wirecut



ABBNEYDALE RED MULTI



ARLEY RED RUSTIC †



BERKSHIRE RED



CALDERA RED MULTI


Product name	Type	Production factory	Dispatch location	Size tolerance		Durability	Active soluble salts	Compressive strength (N/mm ²)	Water absorption (%)	Pack quantity	Individual dry brick weight (Kg)
				Mean	Range						
Abbeydale Red Multi	W	Waresley	Waresley	T2	R1	F2	S2	35	16	500	1.88
Arley Red Rustic †	W	Hartlebury	Hartlebury	T2	R1	F1	S2	28	20	430	1.97
Berkshire Red	W	Sandown	Sandown	T2	R1	F2	S2	60	10	504	1.95
Caldera Red Multi	W	Hartlebury	Hartlebury	T2	R1	F2	S2	42	15	430	1.66

† Available in 65mm and 73mm. (See index for technical details).


S = Stock Wa = Waterstruck W = Wirecut

RED & RED MULTI

Wirecut




CEDARWOOD MULTI



CHEPSTOW MULTI




CHESTER RED BLEND



CINNABAR RED MULTI



CLENT RUSSET MIXTURE



CORBRIDGE LIGHT

Product name	Type	Production factory	Dispatch location	Size tolerance		Durability	Active soluble salts	Compressive strength (N/mm ²)	Water absorption (%)	Pack quantity	Individual dry brick weight (kg)
				Mean	Range						
Cedarwood Multi	W	Ewhurst	Ewhurst	T2	R1	F2	S2	60	10	400	2.00
Chepstow Multi	W	Denton	Denton	T2	R1	F2	S2	40	12	400	2.06
Chester Red Blend	W	Kortemark SP	Import Depots	T2	R2	F2	S2	12	15	620	1.91
Cinnabar Red Multi	W	Waresley	Waresley	T2	R1	F2	S2	35	16	500	1.88
Clent Russet Mixture	W	Hartlebury	Hartlebury	T2	R1	F1	S2	28	20	430	1.97
Corbridge Light	W	Kortemark SP	Import Depots	T2	R2	F2	S2	25	11	620	2.02

S = Stock Wa = Waterstruck W = Wirecut

RED & RED MULTI


Wirecut



CORBRIDGE MULTI




CROFTERS MEDLEY



DARTMOOR HEATHER



DRAYCOTT RED MULTI



GEMINI RED MULTI



KINDER MIXED RED

Product name	Type	Production factory	Dispatch location	Size tolerance		Durability	Active soluble salts	Compressive strength (N/mm ²)	Water absorption (%)	Pack quantity	Individual dry brick weight (Kg)
				Mean	Range						
Corbridge Multi	W	Kortemark SP	Import Depots	T2	R2	F2	S2	25	11	620	2.02
Crofters Medley	W	Denton	Denton	T2	R1	F2	S2	40	12	400	2.06
Dartmoor Heather	W	Denton	Denton	T2	R1	F2	S2	40	12	400	2.06
Draycott Red Multi	W	Sandown	Sandown	T2	R1	F2	S2	40	10	504	1.85
Gemini Red Multi	W	Kortemark SP	Import Depots	T2	R2	F2	S2	25	11	620	2.02
Kinder Mixed Red	W	Denton	Denton	T2	R1	F2	S2	40	12	400	2.06

S = Stock Wa = Waterstruck W = Wirecut

RED & RED MULTI

Wirecut



Summer Court, Abergelle
CROFTERS MEDLEY

RED & RED MULTI


Wirecut



Private Residence
MULBERRY RED

RED & RED MULTI

Wirecut




MAPLE RED MULTI



MEDIUM MULTI



MULBERRY RED



MULCOL - 73MM

Product name	Type	Production factory	Dispatch location	Size tolerance		Durability	Active soluble salts	Compressive strength (N/mm ²)	Water absorption (%)	Pack quantity	Individual dry brick weight (Kg)
				Mean	Range						
Maple Red Multi	W	Waresley	Waresley	T2	R1	F2	S2	35	16	500	1.88
Medium Multi	W	Ewhurst	Ewhurst	T2	R1	F2	S2	60	10	400	2.00
Mulberry Red	W	Waresley	Waresley	T2	R1	F2	S2	35	16	500	1.88
Mulcol - 73mm	W	Hartlebury	Hartlebury	T2	R1	F2	S2	35	12	385	2.30


S = Stock Wa = Waterstruck W = Wirecut

RED & RED MULTI

Wirecut




OAKWOOD MULTI †



OLD ECCLESTON BLEND




OLD WEATHERFIELD BLEND - 73MM



PEAK BORDEAUX BLEND



PEAK MIXED RED



PEMBRIDGE RED

Product name	Type	Production factory	Dispatch location	Size tolerance		Durability	Active soluble salts	Compressive strength (N/mm ²)	Water absorption (%)	Pack quantity	Individual dry brick weight (kg)
				Mean	Range						
Oakwood Multi †	W	Denton	Denton	T2	R1	F2	S2	40	12	400	2.06
Old Eccleston Blend	W	Denton	Denton	T2	R1	F2	S2	40	12	400	2.06
Old Weatherfield Blend - 73mm	W	Denton	Denton	T2	R1	F2	S2	40	12	340	2.28
Peak Bordeaux Blend	W	Denton	Denton	T2	R1	F2	S2	40	12	400	2.06
Peak Mixed Red	W	Denton	Denton	T2	R1	F2	S2	40	12	400	2.06
Pembridge Red	W	Sandown	Sandown	T2	R1	F2	S2	60	10	504	1.95

† Available in 65mm and 73mm. (See index for technical details).


S = Stock Wa = Waterstruck W = Wirecut

RED & RED MULTI

Wirecut




RUSSET - 73MM




SANDOWN RED




SANDWELL RED MULTI



SHIPLEY BLEND



SIENNA RED




SOMERSBURY MULTI

Product name	Type	Production factory	Dispatch location	Size tolerance		Durability	Active soluble salts	Compressive strength (N/mm ²)	Water absorption (%)	Pack quantity	Individual dry brick weight (Kg)
				Mean	Range						
Russet - 73mm	W	Denton	Denton	T2	R1	F2	S2	40	12	340	2.28
Sandown Red	W	Sandown	Sandown	T2	R1	F2	S2	60	10	504	1.95
Sandwell Red Multi	W	Sandown	Sandown	T2	R1	F2	S2	60	10	504	1.95
Shipley Blend	W	Ewhurst	Ewhurst	T2	R1	F2	S2	60	10	400	2.00
Sienna Red	W	Ewhurst	Ewhurst	T2	R1	F2	S2	60	10	400	2.00
Somersbury Multi	W	Ewhurst	Ewhurst	T2	R1	F2	S2	60	10	400	2.00

S = Stock Wa = Waterstruck W = Wirecut

RED & RED MULTI


Wirecut




STAFFORDSHIRE SMOOTH RED




SUNSET RED MULTI



SWARLAND PINK



SWARLAND PURPLE SANDFACED †



SWARLAND RED SANDFACED †

Product name	Type	Production factory	Dispatch location	Size tolerance		Durability	Active soluble salts	Compressive strength (N/mm ²)	Water absorption (%)	Pack quantity	Individual dry brick weight (Kg)
				Mean	Range						
Staffordshire Smooth Red	W	Sandown	Sandown	T2	R1	F2	S2	60	10	504	1.95
Sunset Red Multi	W	Hartlebury	Hartlebury	T2	R1	F2	S2	42	15	430	1.66
Swarland Pink	W	Denton	Denton	T2	R1	F2	S2	40	12	400	2.06
Swarland Purple Sandfaced †	W	Denton	Denton	T2	R1	F2	S2	40	12	400	2.06
Swarland Red Sandfaced †	W	Denton	Denton	T2	R1	F2	S2	40	12	400	2.06

† Available in 65mm and 73mm. (See index for technical details).

S = Stock Wa = Waterstruck W = Wirecut

RED & RED MULTI

Wirecut



Equinox, Cardiff
SUNSET RED MULTI

RED & RED MULTI

Wirecut



Social Housing, Dunblane Crescent, Newcastle upon Tyne
WOODLAND MIXTURE

RED & RED MULTI

Wirecut



TABASCO RED MULTI




TITIAN



TUSCAN RED MULTI



WEATHERED SANDBLAST - 73MM



WOODLAND MIXTURE


Product name	Type	Production factory	Dispatch location	Size tolerance		Durability	Active soluble salts	Compressive strength (N/mm ²)	Water absorption (%)	Pack quantity	Individual dry brick weight (Kg)
				Mean	Range						
Tabasco Red Multi	W	Waresley	Waresley	T2	R1	F2	S2	35	16	500	1.88
Titian	W	Sandown	Sandown	T2	R1	F2	S2	40	10	504	1.85
Tuscan Red Multi	W	Hartlebury	Hartlebury	T2	R1	F2	S2	42	15	430	1.66
Weathered Sandblast - 73mm	W	Denton	Denton	T2	R1	F2	S2	40	12	340	2.45
Woodland Mixture	W	Denton	Denton	T2	R1	F2	S2	40	12	400	2.06

[†] Available in 65mm and 73mm. (See index for technical details).


S = Stock Wa = Waterstruck W = Wirecut

ORANGE & ORANGE MULTI

Stock




ORANGE MULTI GILT STOCK



SMOKED ORANGE MULTI GILT STOCK



WARESLEY ORANGE STOCK



WARNHAM TERRACOTTA STOCK



No 1 Piccadilly, Manchester
WARNHAM TERRACOTTA STOCK

Product name	Type	Production factory	Dispatch location	Size tolerance		Durability	Active soluble salts	Compressive strength (N/mm ²)	Water absorption (%)	Pack quantity	Individual dry brick weight (kg)
				Mean	Range						
Orange Multi Gilt Stock	S	Waresley	Waresley	T2	R1	F2	S2	21	18	500	2.19
Smoked Orange Multi Gilt Stock	S	Waresley	Waresley	T2	R1	F2	S2	21	18	500	2.19
Waresley Orange Stock	S	Waresley	Waresley	T2	R1	F2	S2	21	18	500	2.19
Warnham Terracotta Stock	S	Warnham	Warnham	T2	R1	F2	S2	12	15	500	2.39


S = Stock Wa = Waterstruck W = Wirecut

ORANGE & ORANGE MULTI

Stock / Waterstruck / Wirecut




WESTERTON ORANGE MULTI




WINCHESTER MULTI STOCK



WITTON MULTI STOCK



DUNSFOLD MULTI



KINGSLEY MULTI




WINDMILL ORANGE MULTI

Product name	Type	Production factory	Dispatch location	Size tolerance		Durability	Active soluble salts	Compressive strength (N/mm ²)	Water absorption (%)	Pack quantity	Individual dry brick weight (kg)
				Mean	Range						
Westerton Orange Multi	S	Todhills	Todhills	T1	R1	F2	S2	20	14	500	2.30
Winchester Multi Stock	S	Warnham	Warnham	T2	R1	F2	S2	12	15	500	2.39
Witton Multi Stock	S	Todhills	Todhills	T1	R1	F2	S2	20	14	500	2.30
Dunsfold Multi	W	Ewhurst	Ewhurst	T2	R1	F2	S2	60	10	400	2.00
Kingsley Multi	W	Ewhurst	Ewhurst	T2	R1	F2	S2	60	10	400	2.00
Windmill Orange Multi	W	Denton	Denton	T2	R1	F2	S2	40	12	400	2.06

S = Stock Wa = Waterstruck W = Wirecut

BUFF & BUFF MULTI

Stock



The Distillery, Glassfields
ANGLESEY WEATHERED BUFF

BUFF & BUFF MULTI

Stock



ANGLESEY WEATHERED BUFF



EASTWOOD BUFF



HATHERSAGE BLEND



JASMINE BLEND



OAKINGTON BUFF



RETRO TIFFANY STOCK

Product name	Type	Production factory	Dispatch location	Size tolerance		Durability	Active soluble salts	Compressive strength (N/mm ²)	Water absorption (%)	Pack quantity	Individual dry brick weight (Kg)
				Mean	Range						
Anglesey Weathered Buff	S	Lanaken HV	Import Depots	T1	R1	F2	S2	25	17	612	2.15
Eastwood Buff	S	Beerse	Import Depots	T1	R1	F2	S2	12	17	528	2.32
Hathersage Blend	S	Lanaken HV	Import Depots	T1	R1	F2	S2	25	17	471	2.17
Jasmine Blend	S	Lanaken HV	Import Depots	T1	R1	F2	S2	25	17	471	2.17
Oakington Buff	S	Lanaken HV	Import Depots	T1	R1	F2	S2	25	17	471	2.17
Retro Tiffany Stock	S	Péruwelz	Import Depots	Tm	Rm	F2	S2	12	19	600	2.03

S = Stock Wa = Waterstruck W = Wirecut

BUFF & BUFF MULTI

Stock



STAMFORD WEATHERED BUFF



WEATHERED GAULT BLEND



WOODSTOCK BUFF



Duchess of Cornwall Intake Kennel
WOODSTOCK BUFF

Product name	Type	Production factory	Dispatch location	Size tolerance		Durability	Active soluble salts	Compressive strength (N/mm²)	Water absorption (%)	Pack quantity	Individual dry brick weight (kg)
				Mean	Range						
Stamford Weathered Buff	S	Haaften	Import Depots	T2	R1	F2	S2	30	20	640	2.04
Weathered Gault Blend	S	Lanaken HV	Import Depots	T1	R1	F2	S2	25	17	628	2.05
Woodstock Buff	S	Haaften	Import Depots	T2	R1	F2	S2	30	20	640	2.04

S = Stock Wa = Waterstruck W = Wirecut

BUFF & BUFF MULTI

Wirecut



BOURNEVILLE BUFF BLEND



HARVEST BUFF MULTI



LEAMINGTON BUFF MULTI



NEVADA BUFF



OATMEAL BLEND



ORION BUFF

Product name	Type	Production factory	Dispatch location	Size tolerance		Durability	Active soluble salts	Compressive strength (N/mm ²)	Water absorption (%)	Pack quantity	Individual dry brick weight (kg)
				Mean	Range						
Bourneville Buff Blend	W	Sandown	Sandown	T2	R1	F2	S2	50	10	504	1.81
Harvest Buff Multi	W	Waresley	Waresley	T2	R1	F2	S2	25	16	500	1.77
Leamington Buff Multi	W	Denton	Denton	T2	R1	F2	S2	50	10	400	1.96
Nevada Buff	W	Sandown	Sandown	T2	R1	F2	S2	50	10	504	1.81
Oatmeal Blend	W	Sandown	Sandown	T2	R1	F2	S2	40	10	504	1.76
Orion Buff	W	Kortemark SP	Import Depots	T2	R2	F2	S2	15	17	620	1.86

S = Stock Wa = Waterstruck W = Wirecut

BUFF & BUFF MULTI

Wirecut



PEAK MADEIRA BLEND



ROTHESAY BLEND



SAHARA BUFF



SWARLAND GOLDEN THATCH †



TAWNY BUFF



WARM GOLDEN BUFF

Product name	Type	Production factory	Dispatch location	Size tolerance		Durability	Active soluble salts	Compressive strength (N/mm ²)	Water absorption (%)	Pack quantity	Individual dry brick weight (kg)
				Mean	Range						
Peak Madeira Blend	W	Sandown	Sandown	T2	R1	F2	S2	45	10	400	1.95
Rothesay Blend	W	Denton	Denton	T2	R1	F2	S2	50	10	400	1.96
Sahara Buff	W	Denton	Denton	T2	R1	F2	S2	50	10	400	1.96
Swarland Golden Thatch	W	Denton	Denton	T2	R1	F2	S2	40	12	400	2.06
Tawny Buff	W	Waresley	Waresley	T2	R1	F2	S2	25	16	500	1.77
Warm Golden Buff	W	Waresley	Waresley	T2	R1	F2	S2	25	16	500	1.77

† Available in 65mm and 73mm. (See index for technical details).

S = Stock Wa = Waterstruck W = Wirecut

BUFF & BUFF MULTI

Stock



Springside, Edinburgh
ROTHESAY BLEND

YELLOW & YELLOW MULTI

Stock



Ysgol Gymraeg Bro Dur, Sandfields, Port Talbot
BROOKHURST YELLOW AND STAFFORDSHIRE SMOOTH BLUE

YELLOW & YELLOW MULTI

Stock



ANDANTE GOLDEN BUFF



BROOKHURST YELLOW MULTI



CORN YELLOW



HURSTWOOD MULTI

Product name	Type	Production factory	Dispatch location	Size tolerance		Durability	Active soluble salts	Compressive strength (N/mm ²)	Water absorption (%)	Pack quantity	Individual dry brick weight (Kg)
				Mean	Range						
Andante Golden Buff	S	Kortemark HV	Import Depots	T1	R1	F2	S2	12	19	652	2.03
Brookhurst Yellow Multi	S	Waresley	Waresley	T2	R1	F2	S2	21	18	500	2.14
Corn Yellow	S	Péruwelz	Import Depots	T1	R1	F2	S2	12	19	680	1.95
Hurstwood Multi	S	Warnham	Warnham	T1	Rm	F2	S2	12	20	500	2.17

S = Stock Wa = Waterstruck W = Wirecut

YELLOW & YELLOW MULTI

Stock



OLDE ALTON YELLOW MULTI



SHEERWATER SILVER YELLOW STOCK



SMEED DEAN BELGRAVE YELLOW STOCK *



SMEED DEAN DOCKLANDS YELLOW MULTI

Product name	Type	Production factory	Dispatch location	Size tolerance		Durability	Active soluble salts	Compressive strength (N/mm ²)	Water absorption (%)	Pack quantity	Individual dry brick weight (Kg)
				Mean	Range						
Olde Alton Yellow Multi	S	Beerse	Import Depots	T1	R1	F2	S2	12	17	528	2.29
Sheerwater Silver Yellow Stock	S	Haaften	Import Depots	T2	R1	F2	S2	30	20	640	2.04
Smeed Dean Belgrave Yellow Stock *	S	Smeed Dean	Smeed Dean	T1	R1	F2	S2	15	22	500	1.96
Smeed Dean Docklands Yellow Multi	S	Smeed Dean	Smeed Dean	T1	R1	F2	S2	15	22	500	1.96

* Made to order.

S = Stock Wa = Waterstruck W = Wirecut

YELLOW & YELLOW MULTI

Stock



Steam Flour Mill, St Neots
OLDE ALTON YELLOW MULTI

YELLOW & YELLOW MULTI

Stock



SMEED DEAN ISLINGTON YELLOW RUSTICA ^{†*}



SMEED DEAN LONDON STOCK ^{†Δ}



SMEED DEAN MILE END MIXTURE



SMEED DEAN WEATHERED YELLOW STOCK



SMOKED YELLOW MULTI GILT STOCK



YELLOW MULTI GILT STOCK

Product name	Type	Production factory	Dispatch location	Size tolerance		Durability	Active soluble salts	Compressive strength (N/mm ²)	Water absorption (%)	Pack quantity	Individual dry brick weight (kg)
				Mean	Range						
Smeed Dean Islington Yellow Rustica ^{†*}	S	Smeed Dean	Smeed Dean	Tm	Rm	F2	S2	15	22	400	1.96
Smeed Dean London Stock ^{†Δ}	S	Smeed Dean	Smeed Dean	T1	R1	F2	S2	15	22	500	1.96
Smeed Dean Mile End Mixture	S	Smeed Dean	Smeed Dean	Tm	Rm	F2	S2	15	22	400	1.96
Smeed Dean Weathered Yellow Stock	S	Smeed Dean	Smeed Dean	T1	R1	F2	S2	15	22	500	1.96
Smoked Yellow Multi Gilt Stock	S	Waresley	Waresley	T2	R1	F2	S2	21	18	500	2.14
Yellow Multi Gilt Stock	S	Waresley	Waresley	T2	R1	F2	S2	21	18	500	2.14

* Available in 65mm and 50mm. † Also available in Imperial (228x108x68). (See index for technical details).
 • Made to order. Δ Imperial size made to order.

S = Stock Wa = Waterstruck W = Wirecut

YELLOW & YELLOW MULTI

Stock / Wirecut



KEMSLEY YELLOW



SANDALWOOD YELLOW MULTI



WINDMILL GOLDEN MULTI



Loampit Vale
KEMSLEY YELLOW

Product name	Type	Production factory	Dispatch location	Size tolerance		Durability	Active soluble salts	Compressive strength (N/mm ²)	Water absorption (%)	Pack quantity	Individual dry brick weight (kg)
				Mean	Range						
Kemsley Yellow	W	Sandown	Sandown	T2	R1	F2	S2	50	10	504	1.81
Sandalwood Yellow Multi	W	Waresley	Waresley	T2	R1	F2	S2	25	16	500	1.77
Windmill Golden Multi	W	Denton	Denton	T2	R1	F2	S2	50	10	400	1.96

S = Stock Wa = Waterstruck W = Wirecut

CREAM & CREAM MULTI

Stock



BRONGSGROEN



CON MOSSO



MARZIALE *



Storey's Field Community Centre and Nursery, Eddington, Cambridge
CON MOSSO

Product name	Type	Production factory	Dispatch location	Size tolerance		Durability	Active soluble salts	Compressive strength (N/mm ²)	Water absorption (%)	Pack quantity	Individual dry brick weight (kg)
				Mean	Range						
Brongsgroen	S	Thorn	Import Depots	T2	R1	F2	S2	25	12	552	2.31
Con Mosso	S	Thorn	Import Depots	T2	R1	F2	S2	25	12	552	2.31
Marziale *	S	Thorn	Import Depots	T2	R1	F2	S2	20	12	552	2.39

* Available in 65mm and 50mm.

S = Stock Wa = Waterstruck W = Wirecut



Barclay Court, Dublin
MARZIALE

CREAM & CREAM MULTI

Stock / Wirecut



UoM Unsworth Park, Fallowfield
ST IVES CREAM RUSTICA

CREAM & CREAM MULTI

Stock / Wirecut



ST IVES CREAM RUSTICA



STAFFORDSHIRE SMOOTH CREAM *



TRINITY CREAM GILT STOCK



TRINITY CREAM MULTI GILT STOCK

Product name	Type	Production factory	Dispatch location	Size tolerance		Durability	Active soluble salts	Compressive strength (N/mm ²)	Water absorption (%)	Pack quantity	Individual dry brick weight (Kg)
				Mean	Range						
St Ives Cream Rustica	S	Péruwelz	Import Depots	Tm	Rm	F2	S2	12	19	600	1.95
Trinity Cream Gilt Stock	S	Waresley	Waresley	T2	R1	F2	S2	21	18	500	2.14
Trinity Cream Multi Gilt Stock	S	Waresley	Waresley	T2	R1	F2	S2	21	18	500	2.14
Staffordshire Smooth Cream *	W	Kingsbury	Kingsbury	T2	R1	F2	S2	50	10	400	2.30

* Made to order.

S = Stock Wa = Waterstruck W = Wirecut

BLUE & BLUE MULTI

Wirecut



CLASSIC BLUE MULTI



GRANITE BLUE DRAGFACED



STAFFORDSHIRE BLUE DRAGFACED (K20365P) *



STAFFORDSHIRE SMOOTH BLUE PERFORATED (K20165P)



STAFFORDSHIRE SMOOTH BLUE SOLID (K10165S) *



TELFORD BRINDLE


Product name	Type	Production factory	Dispatch location	Size tolerance		Durability	Active soluble salts	Compressive strength (N/mm ²)	Water absorption (%)	Pack quantity	Individual dry brick weight (kg)
				Mean	Range						
Classic Blue Multi	W	Kingsbury	Kingsbury	T2	R1	F2	S2	75	7	400	2.50
Granite Blue Dragfaced	W	Kingsbury	Kingsbury	T2	R1	F2	S2	75	7	400	2.50
Staffordshire Blue Dragfaced (K20365p) *	W	Kingsbury	Kingsbury	T2	R1	F2	S2	75	7	400	2.50
Staffordshire Smooth Blue Perforated (K20165p)	W	Kingsbury	Kingsbury	T2	R1	F2	S2	75	7	400	2.50
Staffordshire Smooth Blue Solid (K10165s) *	W	Kingsbury	Kingsbury	T2	R1	F2	S2	75	7	400	3.23
Telford Brindle	W	Kingsbury	Kingsbury	T2	R1	F2	S2	75	7	400	2.50

* Made to order.

S = Stock Wa = Waterstruck W = Wirecut

BLUE & BLUE MULTI

Wirecut



Crocodile Works
GRANITE BLUE DRAGFACED

BROWN & BROWN MULTI

Stock / Waterstruck / Wirecut




PAGUS BROWN/BLACK



BROADWAY DARK MULTI - 50MM



STAFFORDSHIRE SMOOTH BROWN *



SWARLAND AUTUMN BROWN SANDFACED †



SWARLAND DARK BROWN †

Product name	Type	Production factory	Dispatch location	Size tolerance		Durability	Active soluble salts	Compressive strength (N/mm ²)	Water absorption (%)	Pack quantity	Individual dry brick weight (Kg)
				Mean	Range						
Pagus Brown/Black	S	Kortemark HV	Import Depots	T1	R1	F2	S2	12	15	660	2.21
Broadway Dark - 50mm	Wa	Haaften	Import Depots	T2	R1	F2	S2	20	12	800	1.73
Staffordshire Smooth Brown *	W	Kingsbury	Kingsbury	T2	R1	F2	S2	50	10	400	2.34
Swarland Autumn Brown Sandfaced †	W	Denton	Denton	T2	R1	F2	S2	40	12	400	2.06
Swarland Dark Brown †	W	Denton	Denton	T2	R1	F2	S2	40	12	400	2.06

† Available in 65mm and 73mm. (See index for technical details). * Made to order.

S = Stock Wa = Waterstruck W = Wirecut

BLACK & BLACK MULTI

Stock / Waterstruck / Wirecut



GRAPHITE BLACK *



PT449 CARBON



SWARLAND BLACK †



Westwing Student Accommodation, Cardiff
BROADWAY DARK MULTI - 50MM

Product name	Type	Production factory	Dispatch location	Size tolerance		Durability	Active soluble salts	Compressive strength (N/mm ²)	Water absorption (%)	Pack quantity	Individual dry brick weight (kg)
				Mean	Range						
Graphite Black *	S	Beerse	Import Depots	T1	R1	F2	S2	7	9	528	2.59
PT449 Carbon	Wa	Petersminde	Import Depots	T1	R1	F2	S2	26	18	336	2.57
Swarland Black †	W	Denton	Denton	T2	R1	F2	S2	40	12	400	2.06

* Available in 65mm and 73mm. (See index for technical details).

S = Stock Wa = Waterstruck W = Wirecut

GREY & GREY MULTI

Stock



FORUM GREY *



FORUM SMOKED BRANCO



FORUM SMOKED PRATA



HALLINGTON GREY MULTI



LANGDALE



LANGFIELD GREY

Product name	Type	Production factory	Dispatch location	Size tolerance		Durability	Active soluble salts	Compressive strength (N/mm ²)	Water absorption (%)	Pack quantity	Individual dry brick weight (kg)
				Mean	Range						
Forum Grey *	S	Beerse	Import Depots	T1	R1	F2	S2	25	10	528	2.58
Forum Smoked Branco	S	Lanaken HV	Import Depots	T1	R1	F2	S2	25	10	576	2.54
Forum Smoked Prata	S	Beerse	Import Depots	T1	R1	F2	S2	25	10	528	2.58
Hallington Grey Multi	S	Todhills	Todhills	T1	R1	F2	S2	16	14	500	2.29
Langdale	S	Kortemark HV	Import Depots	T1	R1	F2	S2	12	19	660	2.09
Langfield Grey	S	Todhills	Todhills	T1	R1	F2	S2	16	14	500	2.29

* Available in 65mm and 50mm. (See index for technical details).

S = Stock Wa = Waterstruck W = Wirecut

GREY & GREY MULTI

Stock




Timekeepers Square, Manchester
FORUM SMOKED BRANCO

S = Stock Wa = Waterstruck W = Wirecut

GREY & GREY MULTI

Stock



Powis Place Student Accommodation, Aberdeen
PAGUS GREY/BLACK

GREY & GREY MULTI

Stock



PAGUS GREY



PAGUS GREY/BLACK *



PAGUS MOON GREY



SILVER GREY



THORN GRIJS GESINTERED



WESTFIELD GREY

Product name	Type	Production factory	Dispatch location	Size tolerance		Durability	Active soluble salts	Compressive strength (N/mm ²)	Water absorption (%)	Pack quantity	Individual dry brick weight (Kg)
				Mean	Range						
Pagus Grey	S	Kortemark HV	Import Depots	T1	R1	F2	S2	12	19	660	2.10
Pagus Grey/Black *	S	Kortemark HV	Import Depots	T1	R1	F2	S2	12	19	660	2.10
Pagus Moon Grey	S	Kortemark HV	Import Depots	T1	R1	F2	S2	12	19	652	2.09
Silver Grey	S	Beerse	Import Depots	T1	R1	F2	S2	20	8	528	2.55
Thorn Grijs Gesintered	S	Thorn	Import Depots	T2	R1	F2	S2	20	12	552	2.48
Westfield Grey	S	Todhills	Todhills	T1	R1	F2	S2	16	14	500	2.25

* Available in 65mm and 50mm. (See index for technical details).

S = Stock Wa = Waterstruck W = Wirecut

GREY & GREY MULTI

Waterstruck / Wirecut



CLIFTON GREY MULTI *



PT447 FLINT



PT450 IRON



SISTERON GREY




LEO GREY

Product name	Type	Production factory	Dispatch location	Size tolerance		Durability	Active soluble salts	Compressive strength (N/mm ²)	Water absorption (%)	Pack quantity	Individual dry brick weight (Kg)
				Mean	Range						
Clifton Grey Multi *	Wa	Haafden	Import Depots	T2	R1	F2	S2	20	17	624	2.25
PT447 Flint	Wa	Petersminde	Import Depots	T1	R1	F2	S2	26	18	336	2.57
PT450 Iron	Wa	Petersminde	Import Depots	T1	R1	F2	S2	26	18	336	2.57
Sisteron Grey	Wa	Vesterled	Import Depots	T2	R1	F2	S2	30	16	384	2.70
Leo Grey	W	Kortemark SP	Import Depots	T2	R2	F2	S2	25	11	620	2.02

* Available in 65mm and 50mm. (See index for technical details).

S = Stock Wa = Waterstruck W = Wirecut

GREY & GREY MULTI



CLIFTON GREY MULTI

S = Stock Wa = Waterstruck W = Wirecut

WHITE & WHITE MULTI

Stock / Waterstruck / Wirecut



FORUM WHITE



SUPER WHITE *



PT445 WHEAT



The SEN at Bluebell Park, Liverpool
SUPER WHITE

Product name	Type	Production factory	Dispatch location	Size tolerance		Durability	Active soluble salts	Compressive strength (N/mm ²)	Water absorption (%)	Pack quantity	Individual dry brick weight (Kg)
				Mean	Range						
Forum White	S	Beerse	Import Depots	T1	R1	F2	S2	25	10	528	2.54
Super White *	S	Beerse	Import Depots	T1	R1	F2	S2	25	12	528	2.43
PT445 Wheat	Wa	Petersminde	Import Depots	T1	R1	F2	S2	26	20	336	2.57

* Available in 65mm and 50mm. (See index for technical details).

S = Stock Wa = Waterstruck W = Wirecut

ENGINEERING BRICKS

Stock / Waterstruck / Wirecut

High quality engineering bricks that stand the test of time.

As well as over 450 facing bricks we also have a great range of engineering bricks. In fact our engineering bricks are considered by many as the best in the market.

The combination of our high quality red Class B engineering bricks and our range of Baggeridge Blues makes our offering second to none.

The high compressive strength and low water absorption properties and guaranteed durability of engineering bricks makes them ideal for use below ground level and damp proof courses.



Product name	Type	Production factory	Dispatch location	Size tolerance		Durability	Active soluble salts	Compressive strength (N/mm ²)	Water absorption (%)	Pack quantity	Individual dry brick weight (Kg)
				Mean	Range						
Red Class B Engineer Perf	S	Denton	Denton	T2	R1	F2	S2	75	7	400	2.07
Red Class B Engineer Perf	Wa	Sandown	Sandown	T2	R1	F2	S2	75	7	504	1.95
Red Class B Engineer Perf	W	Ewhurst	Ewhurst	T2	R1	F2	S2	75	7	400	1.96
Red Class B Engineer Perf	W	Kingsbury	Kingsbury	T2	R1	F2	S2	75	7	400	2.55
Blue Engineer Perforated (K20965p)	W	Kingsbury	Kingsbury	T2	R1	F2	S2	75	7	400	2.50
Blue Engineer Perforated - 73mm (K20973p)	W	Kingsbury	Kingsbury	T2	R1	F2	S2	75	7	368	2.85
Blue Engineer Solid - Class A	W	Kingsbury	Kingsbury	T2	R1	F2	S2	125	4.5	400	3.28
Blue Engineer Solid (K10965s)	W	Kingsbury	Kingsbury	T2	R1	F2	S2	75	7	400	3.23
Blue Engineer Solid - 73mm	W	Kingsbury	Kingsbury	T2	R1	F2	S2	75	7	368	3.60

S = Stock Wa = Waterstruck W = Wirecut

LONG FORMAT: ROMAN

Waterstruck



ROMAN ANDREAS (400X100X40MM)



ROMAN BLACK WATERSTRUCK (495X100X38MM)




ROMAN DIGNITA (400X100X40MM)



ROMAN ECRU (510X100X40)



ROMAN FORTUNA (400X100X40MM)



ROMAN GREY WATERSTRUCK (510X100X40MM)



ROMAN MAESTRA (400X100X40MM)



ROMAN OPTIMA (400X100X40MM)



ROMAN PATRICE (400X100X40MM)

Product name	Type	Production factory	Dispatch location	Size tolerance		Durability	Active soluble salts	Compressive strength (N/mm ²)	Water absorption (%)	Pack quantity	Individual dry brick weight (kg)
				Mean	Range						
Roman Andreas (400x100x40mm)	Wa	Bemmel	Import Depots	T1	Rm	F2	S2	20	15	250	2.75
Roman Black Waterstruck (495x100x38mm)	Wa	Beerse	Import Depots	Tm	Rm	F2	S2	30	8	245	3.90
Roman Dignita (400x100x40mm)	Wa	Bemmel	Import Depots	T1	Rm	F2	S2	20	15	250	2.60
Roman Ecrú (510x100x40)	Wa	Beerse	Import Depots	Tm	Rm	F2	S2	15	10	245	4.20
Roman Fortuna (400x100x40mm)	Wa	Bemmel	Import Depots	T1	Rm	F2	S2	20	15	250	2.78
Roman Grey Waterstruck (510x100x40mm)	Wa	Beerse	Import Depots	Tm	Rm	F2	S2	15	10	245	4.20
Roman Maestra (400x100x40mm)	Wa	Bemmel	Import Depots	T1	Rm	F2	S2	20	15	250	2.77
Roman Optima (400x100x40mm)	Wa	Bemmel	Import Depots	T1	Rm	F2	S2	20	15	250	2.76
Roman Patrice (400x100x40mm)	Wa	Bemmel	Import Depots	T1	Rm	F2	S2	20	15	250	2.75

S = Stock Wa = Waterstruck W = Wirecut

LONG FORMAT: ROMAN & MEGALINE

Wirecut / Waterstruck




ROMAN PRISMA (400X100X40MM)



ROMAN RED WATERSTRUCK (495X100X38MM)



ROMAN QUARTGRIJS (510X100X40MM)



ROMAN SABLE (510X100X40MM)



MEGALINE DARK RED MULTI (288X88X48MM)



MEGALINE GRAPHITE BLACK (288X88X48MM)



MEGALINE NORDICA WHITE (288X88X48MM)



MEGALINE ORANGE MULTI (288X88X48MM)

Product name	Type	Production factory	Dispatch location	Size tolerance		Durability	Active soluble salts	Compressive strength (N/mm ²)	Water absorption (%)	Pack quantity	Individual dry brick weight (kg)
				Mean	Range						
Roman Prisma (400x100x40mm)	Wa	Bemmel	Import Depots	T1	Rm	F2	S2	20	15	250	2.82
Roman Red Waterstruck (495x100x38mm)	Wa	Beerse	Import Depots	Tm	Rm	F2	S2	30	8	245	3.90
Roman Quartgrijs (510x100x40mm)	Wa	Beerse	Import Depots	Tm	Rm	F2	S2	15	10	245	4.20
Roman Sable (510x100x40mm)	Wa	Beerse	Import Depots	Tm	Rm	F2	S2	15	10	245	3.83
Megaline Dark Red Multi (288x88x48mm)	W	Kortemark SP	Import Depots	T2	R2	F2	S2	25	11	804	1.94
Megaline Graphite Black (288x88x48mm)	W	Lanaken HV	Import Depots	T2	R2	F2	S2	25	8	516	1.57
Megaline Nordica White (288x88x48mm)	W	Kortemark SP	Import Depots	T2	R2	F2	S2	15	17	804	1.90
Megaline Orange Multi (288x88x48mm)	W	Kortemark SP	Import Depots	T2	R2	F2	S2	30	8	804	2.06

S = Stock Wa = Waterstruck W = Wirecut

GLAZED BRICK RANGES

Get creative with bold and beautiful glazed bricks

Explore the eye-catching design potential of a high gloss facade finish with the Wienerberger glazed brick range.

With both a core range of glazed bricks and the option to create your own bespoke design, Wienerberger offers the versatility you need to deliver projects that are creative, colourful and inspired.

Not only do glazed bricks create a stunning effect, but their high gloss ceramic finish also protects the brick, meaning that the brickwork is easy to maintain and durable in a variety of weather conditions. Both beautiful and practical, Wienerberger glazed bricks will ensure that the finished structure stays vibrant and true to the original design for the lifetime of the building.

Our glazed bricks are available in two powerful and inspiring ranges: **Crystal** and **Pearl**. Each has its own character and is manufactured as extruded bricks.

Looking to create a statement facade with a glazed brick finish? Our Crystal range of high specification facing bricks features a spectrum of 12 opaque shades, including brights and neutrals.

The Pearl collection offers a palette of colours from bold and vibrant to subtle and understated.

Available in 9 captivating shades, these high specification facing bricks of unrivalled quality feature a slightly translucent and high shine glaze for a soft and radiant effect. The Pearl collection offers a palette of colours from bold and vibrant to subtle and understated.

crystal



LONDON WHITE

HELSINKI WHITE

VIENNA LIGHT GREY

OSLO DARK GREY

STOCKHOLM BROWN

MADRID RED

PARIS LIGHT BLUE

ATHENS BLUE

DUBLIN LIGHT GREEN

AMSTERDAM GREEN

LISBON YELLOW

BERLIN BLACK

pearl

CALIFORNIA LIGHT GREY AKOYA GREY

SRI LANKA DARK GREY

PANAMA BLUE

OCEANIA DARK BLUE

MALAYSIA LIGHT GREEN

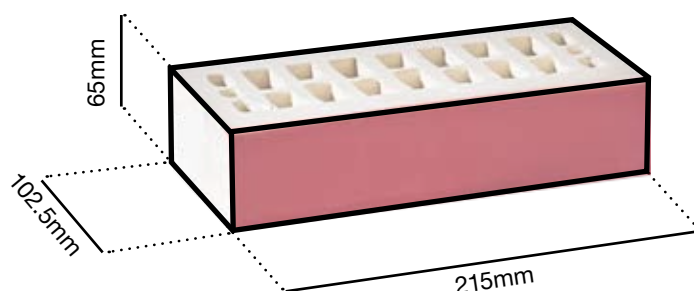
TAHITI GREEN

PERSIA RED


ARABIA BROWN

Available in

- 215 x 102.5 x 65mm
- In addition to the core range, our bespoke glazed brick offers endless possibilities for creating a unique facade design.
- By collaborating with us you can create glazed bricks in bespoke shapes, sizes and colours. We can even provide our special shaped brick range with a fully customised glazed face to match standard sized bricks for a seamless effect on the facade.









SPECIAL SHAPED BRICKS

Reshaping the specials market through product and service innovation.

Special shaped bricks can significantly enhance the aesthetics of a project by providing architects and designers with the freedom to create distinctive buildings. They can also add extra durability and protection to brickwork, cut build times, reduce waste and help to address the skills shortage.

Wienerberger has dedicated special shaped bricks production facilities across the UK, providing national coverage for all specials requirements. All British Standard shapes are available as purpose-made or cut-and-bonded options across our market-leading range of facing bricks.

The Essential Range

With 52 profiles covering all the most popular British Standard special shaped bricks in Staffordshire Smooth Blue, Staffordshire Smooth Red and Warnham Red Stock, the Wienerberger Essential range offers a market-leading selection of readily available special shaped bricks, usually delivered within three working days.

Bespoke service

For clients looking for something more unique, we also offer a bespoke special shaped brick service to meet individual requirements. Whatever you choose from our extensive range of special shaped bricks, every shape and every unit comes with the same guarantees as our standard brick range.

Another benefit of our bespoke cut-and-bonded special shaped brick range is that our pricing is all inclusive, saving our customers valuable time and money. One fee covers the cost of the initial bricks, the manufacturing of the special shape and even delivery to site, dependent on order quantities.

Guaranteed quality

All of our cut-and-bonded specials are produced with high quality adhesives and complementary sands, ensuring long-term performance and providing a perfect match for our standard facing brick range. Our production sites are also covered by an ISO 14001 Environmental Management System.



PREFABRICATED ARCHES

Our range of off-site manufactured arches will add a decorative flourish to any build. Our customer focus means we supply products in the way that suits your project. All brick faced arches are manufactured to our high quality standards and are available with a variety of height, pattern, soffit, backing and infill options.



FLAT GAUGE ARCH




SEMI-RAISED FLAT GAUGE ARCH



DEVELOPER ARCH



SEGMENTAL ARCH



SEMI CIRCULAR ARCH



RESTORATION ARCH

Bespoke as standard

Our prefabricated arch range is available in any configuration to suit your project - just give us your specification and your brick choice and we'll use our in-house CAD service to design you the perfect arch.

Precision

Brick slips are precision-cut to ensure every arch is perfect.

Choice

Faced or soffit brick arches available on request.

Efficient

Saves valuable site resource and time; less expensive than a traditionally built arch.

Easy to identify

Delivered clearly labelled by plot and product.

Heritage

Restoration arches available for historic buildings or new builds with traditional styling.

Sizing

Standard heights available from 102mm to 440mm.

Further sizes may be available on request

For more information on our prefabricated arches visit: www.specialbricks.co.uk
email us at: wbukmarketing@wienerberger.com

PREFABRICATED SOLUTIONS

Our prefabricated solutions are designed, built and supplied to meet our customer's needs. Using Wienerberger bricks, we ensure our prefabricated products enhance the visual appeal of the project, whilst delivering value and easy installation.



GRP CANOPIES

Lightweight and easy to install, our non-structural canopies make the perfect finishing touch to an outer doorway and are available in a number of different sizes and specifications.

Our canopies are low-maintenance with short turnaround times on delivery. They are versatile for many different architectural styles and are also available bespoke if you're looking for that special finishing touch to the project.



DERBY
Flat plain option with a lead effect roof



CHELTENHAM
Flat decorative fascia option with a lead effect roof



BEDFORD
Mono-pitched option that comes with a tile effect roof



ASCOT
Pitched option that comes with a tile effect roof

Choice

A range of widths to suit your build specification

Low maintenance

Easy to clean and hard-wearing

Lightweight

Makes installation fast and simple

For more information on our canopies email us at:
wbukmarketing@wienerberger.com

BRICK CLAD AND GRP CHIMNEYS

Quick to acquire, simple to install and cost-effective – our chimney solutions are designed to meet the visual and structural requirements of your housebuilding project, no matter the scale. Prefabricated in brick, we deliver our chimneys ready for pointing with lifting eyes pre-installed.

Chimney features

Our chimneys are available in any Wienerberger brick guaranteeing a perfect match with the rest of the build. Our manufacturing is carried out in factory conditions to the highest standards of quality control.

10 Year warranty

Our chimney products are supplied with a 10-year product warranty (please request full terms and conditions). They have undergone extensive testing by BBA and Lucideon to standards approved by NHBC, and our manufacturing partner, Brickfab, is a full member of the Construction Glassfibre Manufacturers Association; our chimneys have both BBA and CGMA accreditation as a result.

Bespoke when required

Our chimneys can be produced to any size and shape; using the latest CAD technology our designers can work to your specifications to design your chimney.

Quick to lift

Supplied with removable/reusable lifting eyes for a simple crane lift to the roof.

Perfect pots

Closed-top terracotta clay or GRP pots are available in different heights, in single or multi-pot configurations, in a range of colours.

In position

The chimney sits on the roof trusses, a few layers of felt and is then screwed and sealed in place. Reinforced trusses may be required.

Easy install

Lead fitting channels allow for a traditionally-styled lead dressing around the chimney.

Finishing touch

Can be manufactured in any brick or stone finish, or prepared for render, in any size, shape and style.

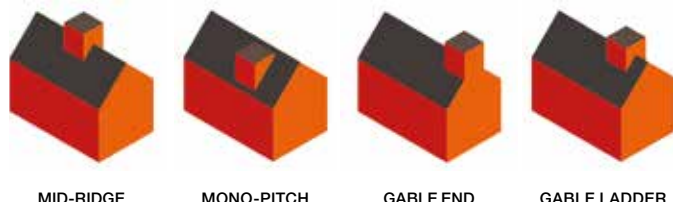
Our prefabricated chimneys are available as standard for 30°, 35°, 40° and 45° roof pitches and for mid-ridge, mono-pitch, gable ladder and gable end roof positions. Any roof position and pitch can be produced to order.

Live class chimney options

Our chimneys can be specified for Live Class 1 (for wood burning closed appliances) or Live Class 2 (for gas appliances). Please contact us for further details and information.

Pot options

Our chimneys can be supplied with a closed terracotta clay pot in either 300mm or 450mm height. Alternative pot styles and heights can be specified on request.



For more information on our chimneys visit: www.specialbricks.co.uk
email us at: wbukmarketing@wienerberger.com





BRICK SLIPS

Slip into any style with our market – leading range. Incredibly easy to fit and point, our brick slips are ideal for new build or renovation projects.

THE
BRICK
TILE
CO.

Images across pages 100-101 are courtesy of the Brick Tile Company. To find out more about brick slips visit them at bricktilecompany.com

CUT BRICK SLIPS

Whether it is for upgrading or improving the external façade of a building, updating internal floors, creating feature walls within a home or an exposed brickwork look in a shop, office or pub, slips make it possible to achieve a wide range of styles from traditional to ultra-modern.

Whilst providing excellent durability and low maintenance, they also offer a quick and easy way to transform or improve the look of any wall, whether internal or external.

Wienerberger have partnered with The Brick Tile Company to bring you the highest quality brick slips and installation materials for domestic or commercial projects.

With a beautiful range of reclaimed, traditional, and contemporary brick styles available to sample and buy, The Brick Tile Company also have extensive knowledge to help with any project - internal or external, domestic or commercial.

Contractors and homeowners can look at The Brick Tile Company website for inspiration on how you can transform a home or business, and to see how satisfied customers used brick slips on their own stunning projects.

Our purpose-made brick slips are available in a core range of 15 brick types offering an easily accessible range of colours. They are 215x15x65mm in size and provide excellent dimensional tolerances. They offer an extremely cost-effective solution, as there is no need for brick cutting during the manufacturing process.

As well as our extensive range of purpose-made brick slips we also offer a bespoke service, so our full brick range is available in brick slip format. This gives customers a choice of hundreds of brick slips and makes it easy to find a match for any existing brickwork.

www.bricktilecompany.com



Manufactured Brick Slips

Wienerberger's manufactured clay brick slips are a high-quality brick slip with both tight tolerances and low water absorption, offering extremely high levels of consistency throughout the build process. Manufactured brick slips are not produced by cutting from traditional bricks but are instead purpose made to precise dimensions. Due to this production method we can minimise the amount of natural resources consumed per square metre of façade produced.

Manufactured extruded brick slips are a perfect choice for ETICS and EWI suppliers, pre-cast producers and modular system manufacturers. The slips are purpose-made meaning a significant wastage saving is achieved in comparison to cut brick slips, as well as offering an impressive A1 fire rating.

- The core range comes available in two different thicknesses (9 mm and 14 mm) both of which match with UK size format (215 x 65 mm).
- A variety of texture options (smooth, waterstruck, sanded and rusticated) are available across four product categories with plenty of colour choices to chose from.
- Nevertheless, if our core colours don't quite match what you are looking for, manufactured brick slips are also available in an array of bespoke colours and blends, available to order upon request.





ECO-HABITATS

Wienerberger have partnered with Habibat, specialist ecological consultants, to provide the most comprehensive range of Eco-habitats available on the market under the brand name 'Wienerberger Habibat'.

Wienerberger Habibat integrated wildlife boxes provide durable and discrete habitats for British birds, bats, bees, bugs and hedgehogs, increasing a projects biodiversity value and complementing eco-friendly building designs. All Wienerberger Habibat boxes are produced in the UK to standard brick and tile sizing for ease of installation.

Durable and long lasting

One of the main advantages Wienerberger Habibat wildlife boxes have over competitors is their ease of application and durability. They can be supplied to either match seamlessly into the fabric of a building or produced to a contrasting colour to identify the wildlife box to onlookers. Although there are cheaper alternatives in the market place, those products will not last the 30 years required to comply with biodiversity net gain. The responsibility of the maintenance and repair of these cheaper options would far out way any saving of the initial cost of a Wienerberger Habibat product.

Made to order for your specific requirements

Our wildlife boxes can also be faced in any brick type, regardless of manufacturer, stone finish or suitable for render. By being produced using the same masonry, the product is able to expand and retract with the building, making it a durable and long-lasting option compared to market equivalents.

For more information on our range of eco-habitats or to discuss your requirements, please email ecohabitats@wienerberger.co.uk



Common Pipistrelle Bat




Swift




House Sparrow



Starling



Redstart



Robin



Great Tit



Common Wren



Hedgehog



Ladybird



Solitary Bee



Bumble Bee





BRICK MIX

Handpick your own bespoke blend.

We understand that choosing the right bricks can make or break a build. We also understand that the more options you have, the easier it is to make the right choice to give your project the unique appearance and character.

With Wienerberger's Brick Mix service, you can combine any of our products to create your own bespoke blend. With access to an extensive product portfolio, simply mix and match bricks for complete individuality.

For more information or to discuss your requirements, please email wbukmarketing@wienerberger.com

REQUESTING A SAMPLE

Interested in a product?

Get a sample delivered to your door.

Brick, clay paver and roof tile samples can be ordered by using the Product Search function on our website. Simply visit www.wienerberger.co.uk and select the product you're interested in, then click the trolley symbol alongside the main image. This will add your selection to your sample basket.

You can then shop around for more or go directly to the sample basket to confirm your order. You will receive a confirmation email and your samples will be sent out to you as soon as possible by our customer services team.

Request a product sample by emailing us at samples@wienerberger.co.uk or call our customer service team on **0845 303 2524**.





POROTHERM

**Our precision-engineered multi-cellular
clay block walling system.**

POROTHERM

The Porotherm clay block walling system is extremely fast, virtually dry, safe and simple to use, immensely strong, environmentally friendly and efficient for stock holding and storage - a modern method of construction with reassuringly traditional values recognised by NHBC Accept certification.

All of this makes it the ideal option for the UK construction market.



The system is versatile and can be used in both load bearing and non-load bearing applications:

- Inner leaf of brick-faced cavity walls
- Inner and outer leaves of rendered cavity walls
- Infill panels within framed structures
- Partition walls and separating walls
- Single leaf external (monolithic) walls

BENEFITS OF THE POROTHERM SYSTEM

With its lean laying process and rapid daily output, Porotherm brings cost and time-saving benefits throughout the build while its durability and thermal and acoustic efficiencies bring further advantages for decades to follow.



Faster

With no mortar needed in vertical joints and a minimal 1mm bed joint, the Porotherm system rises much faster than traditional masonry.

Porotherm's specialist ZeroPlus mortar can be used from 0°C and above, meaning that the projects can gain days/weeks extra in working time during winter.

Drier

In comparison to traditional blockwork, Porotherm uses around 95% less water. In a typical 212m² building, concrete blocks will consume 1060 litres of water compared to just 72 litres for Porotherm.

Stronger

The compressive strengths of the Porotherm core range are typically 10N/mm², so one block fits the majority of requirements. As a result, there is no need to keep multiple blocks on-site, reducing the risk of wrong-block use and optimising storage space.

Efficient

The thermal efficiency of the Porotherm system helps to regulate variations in temperature. It also typically delivers just a 2% waste provision for blocks.

Safer

Porotherm blocks are generally lighter than concrete (optimum weight under 11kg) allowing workers to maintain steady production rates without the risk of repetitive strain injuries.

Fire resistance is outstanding with all Porotherm having a Class A1 fire rating.

Sustainable

The innovative system achieves an A+ BRE Green Guide rating in external walls. It provides a life expectancy of more than 150 years and the blocks are recyclable at end of life. Finally, 30% of the raw materials used to make Porotherm are sourced from alternative, recycled or secondary sources.

Passivhaus standard

Because Porotherm provides exceptionally fast, virtually dry construction combined with high strength and thermal efficiency, it is an ideal solution for Passivhaus projects:

- Full range of Passivhaus u-values achievable from the basic 0.15W/m²K down to 0.07W/m²K.
- Readily available materials that can be built up as a system without major design and long lead times.
- Porotherm blocks retain their structural and thermal integrity over a very long life of 150 years+.
- Zero shrinkage maintains the airtight efficiency of the building.
- Expert technical advice and on-site support available.

HELPING YOU TO MAXIMISE THE BENEFITS

To get the best from the Porotherm system it is important to understand the tools and materials that define the process. Assembly methods are easy to learn and the system can be laid extremely quickly to achieve a strong, accurate, high quality structure.



Training and support

To help our clients get the maximum benefit from the system, together with our distribution partners we offer an extensive training and support service to assist you through the construction process.

Free training

We have a network of purpose-built training and demonstration centres where we hold free training sessions. These sessions are designed to teach participants how to build with Porotherm and how to best achieve all of the benefits the system offers.

On-site support

To ensure your Porotherm build runs smoothly from the word go, we offer on-site consultation from the start of every project. Porotherm masons can be present on-site when work commences to offer best practice advice and continuing on-site training to operatives if required.

Technical support

We provide comprehensive technical and installation advice and a library of technical literature and key component details.

For more information on our Porotherm clay block walling system e-mail us at: wbukmarketing@wienerberger.co.uk

CLAY PAVERS

Discover one of the largest ranges of clay paving and accessories in the UK.

Our high quality pavers are versatile and durable with colour that doesn't fade over time. Visit our Pavers Technical Hub to access resources including paver datasheets, installation guides, NBS specifications and BIM Lab with access to free to download paver BIM objects.

For more information about our clay paver range and accessories visit www.wienerberger.co.uk/products/pavers

Dutch collection

Wienerberger has created its Dutch collection to achieve a new and unique look in larger areas of urban paving. Wienerberger's mixed reds, creams, greys and waterstruck blends offer designers a wider choice and scope when designing new landscapes.

Chamfered collection

The traditional rectangular clay paver is both practical and versatile. The Penter range of chamfered pavers is renowned for its durability and distinctive colour selection, making it ideal for creating designs which harmonise or accentuate the landscape.

Alder UWF Collection

The characteristic features of the Alder UWF range include a tumbled edge with sanded or waterstruck textures. The range is available in tones of red, brown, lighter greys and buff pastel shades to blend perfectly within a variety of surroundings.



Piccadilly Place, Manchester
WF PADOVA



i360, Brighton
HANNOVER BUFF BRINDLED



Tuning Fork, Rugby
ATLAS UWF TUMBLED



WF BASALT



WF GALA
WATERSTRUCK



WF MASTIEK
WATERSTRUCK



WF PADOVA



WF PAVIONA



WF SIENA



BAGGERIDGE
BLUE DRAGFACED




ESSEN RED




HANNOVER BUFF
BRINDLED



MUNSTER RED
BRINDLED



ALFATON UWF
TUMBLED



LOTIS UWF
TUMBLED



RUSTON UWF
TUMBLED



SUPRATON UWF
TUMBLED







SANDTOFT

Designed for style. Built to last.

Wienerberger's roof brand, Sandtoft, produces the largest and most innovative range of roof tile systems in the UK. Our extensive portfolio contains many unique and ground-breaking products, which means we can provide high performance and reliable roofing solutions that fit any budget or planning requirement.

Our range includes roofing products made from natural clay, concrete and recycled slate, covering virtually every design style from plain tiles to large format new generation tiles. You will also find a comprehensive range of roofing accessories to suit our products.

We have modern roof tile systems that reduce costs, installation time, and weight, plus traditional designs that respect different local and regional architecture. For more historic roof tile needs, our Heritage Service creates bespoke, handmade clay tiles for restoration and conservation projects.

For more information on our range of Sandtoft clay roof tiles, visit www.wienerberger.co.uk/roof or call 0844 9395 900.





Sandtoft





in-roof**solar**

The Complete Solar Solution

A COMPLETE SOLAR SYSTEM FOR TOMORROW'S HOMES TODAY

Sleek, seamless, and speedy - our in-roof solar system combines panels, inverters and batteries into a single comprehensive package.

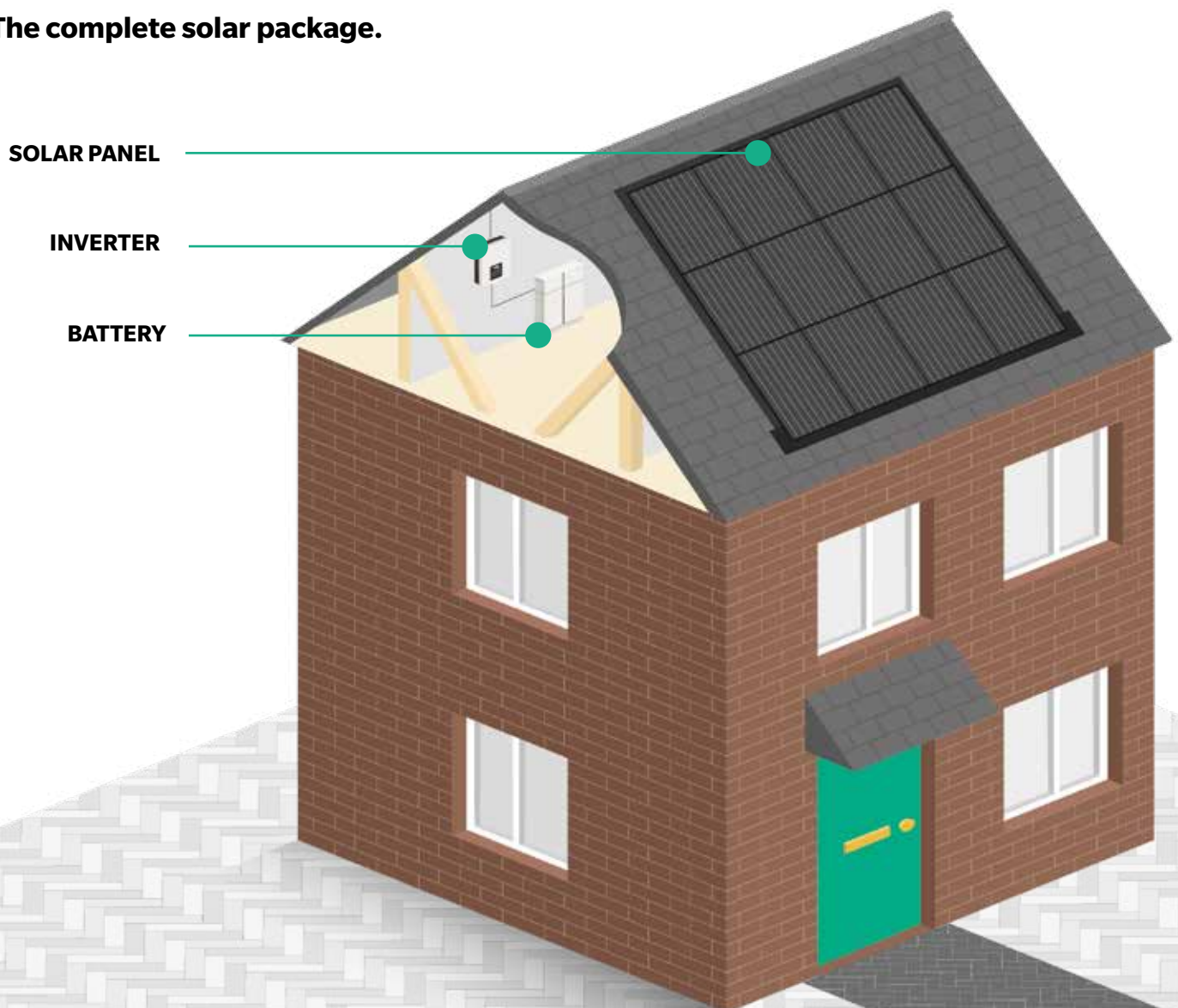
Ethically manufactured to SA8000 standard and BRE-certified, our in-roof solar system is compatible with all Wienerberger UK roof tiles and fitted directly onto the roof battens. Zero-fuss installation takes less than a minute per panel, resulting in a contemporary aesthetic that performs as well as it looks.

This integrated solar energy source is designed to help projects meet Part L building regulations and future-proof new homes ready for the Future

Homes Standard 2025. Thanks to intelligent power management, households can enjoy a more sustainable and economical home with information on how much energy they generate, store and consume.

Our in-roof solar package sets a new standard for modern roofing which will support housebuilders, contractors, asset owners and homeowners in facing the industry challenges of today and tomorrow.

The complete solar package.



LET US TAKE THE STRESS OUT OF SOLAR

Unsure of where to start when it comes to specifying or installing solar panels?

Get maximum efficiency out of your in-roof solar solution by speaking to our team of in-house experts about which products are best suited to your project. You can be confident in making the right selection of compatible products, with technical support and installation guidance available should you need a helping hand.

Get in touch: wbukmarketing@wienerberger.com



EVERYTHING YOU NEED FOR A SOLAR ROOF

What is in-roof solar?

In-roof solar is more than just a solar panel, it is a solar roof. No trays or complicated and unsightly mounting systems, in-roof solar is a seamless integrated roof panel that is easy to install and applied directly to the roof battens.

In-roof solar sets a new standard for the modern roof that embraces the traditional aesthetic of an overlapping tile, whilst providing a seamlessly integrated sustainable energy source.



MCS certified minimum roof pitch of 15 degrees.



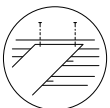
Independently wind-driven-rain tested at the BRE.



15-year product warranty* and 25-year performance guarantee.



Seamlessly smart integrated solar panels with no mess.



Mounts directly on battens; no trays needed.



Fast, easy install with one-minute panel-to-panel connection.

* Sandtoft 15 year Roofspec offering incorporates both tiles and in-roof solar installation as a complete roof structure.

KEYMER

EST ENGLAND 1588

HANDMADE BRITISH CLAY ROOF TILES SINCE 1588.

Keymer's ambition is to inspire leading architects and homeowners like you, who want to make their mark, by providing the highest quality, premium handmade British roof tiles.

Founded in 1588, we're one of the oldest established roofing brands in the UK and have become synonymous with quality, expert craftsmanship and creativity. Our use of local, rich Wealden clay produces award winning authentic roof tiles in unique warm colours and textures, providing you with renowned durability.

We know the way our roof tiles are made is important to you. We continue to invest in modern progressive techniques, strengthening our commitment to fuel efficiency and a safe working environment whilst passionate about maintaining the professional skills from the past to ensure our roof tiles boast the premium quality and performance they've become famous for.

We're entering a new era for Keymer – building on our great heritage we're creating a new British history, delivering prestige roof tiles and an unrivalled specification service to both your heritage and contemporary buildings – standing out in marketplace being saturated by cheaper and less authentic imports.

For more information on our range of Keymer clay roof tiles, visit www.keymer.co.uk or call 01444 232931.





Wienerberger
Ewings





VERTICAL TILES

Enhancing external wall aesthetics with natural clay roof tiles.

Clay roofing can enhance the value of virtually any building. With its natural durability, sustainability and ability to improve with age, it's also proven to enrich the built environment - adding value not only to buildings, but also to the surrounding area.

However, the benefits of clay roof tiles are by no means limited to roofing. Growing in popularity across mainland Europe, vertical or hanging tiles are a design trend to watch in the UK construction industry and a key area of focus for Wienerberger.

A roof tile is vertical or hanging when it is applied to surfaces with a pitch equal to, and, greater than, 75° from the horizontal. The versatility of the tile creates a stunning aesthetic result. As a façade, the natural features, colours, finish and format can bring a unique style to projects.

A wide range of Wienerberger roof tiles can be used as hanging or vertical tiles. Below are a few examples of tiles we would recommend for use as a wall facade.

- Sandtoft Village Plain Tile
- Sandtoft Alban Plain Tile
- Sandtoft Barrow Plain Tile
- Sandtoft Humber Sandfaced Plain Tile
- Sandtoft Humber Plain Tile
- 303 Plain Tile
- 301 Plain Tile
- Keymer Traditional Handmade Plain Tile
- Keymer Shire Handmade Plain Tile
- Keymer Goxhill Handmade Plain Tile

For more information on our range of clay roof tiles, visit www.wienerberger.co.uk/roof or call 0844 9395 900.

WIENERBERGER FACADES

Building upon the strong foundations of our longstanding brick expertise, Wienerberger Facades are here to help you shape the changing face of construction, covering every dimension that needs to be considered when specifying for the evolving world of facades.

In our dedication to creating a better building envelope, Wienerberger Facades are regulating expectations by complying to industry standards for architectural cladding and achieving vital certification through rigorous testing.

We are raising standards in the brick wall cladding and fibre cement panel markets by only offering products of the highest quality and performance specifications.

We are redefining possibilities in terms of cladding design with truly versatile materials that have the potential to create the facades of the future.

Corium Brick Tile Cladding System

- Corium, a brick cladding system that combines design versatility, fast track installation and durability in one BBA certified and A1* rated facade solution.

SVK Fibre Cement Rainscreen Panels

- SVK is a facade range which unites the aesthetic elements of colour and texture with durability and performance in a BBA certified and A2 rated fibre cement cladding panel.

For more information on our facade systems, visit

www.wienerberger.co.uk/products/facades or call 0844 9395 900.



*The Corium brick cladding system is made up of fired clay brick tiles, steel backing rails and mortar which are all A1 rated in accordance with BS EN 13501-1. Corner units for 90 degree external corners and angles are cut and bonded using an A2 rated adhesive.





INDEX

Product name	Page	Type	Production factory	Dispatch location	Size tolerance		Durability	Active soluble salts	Compressive strength (N/mm ²)	Water absorption (%)	Pack quantity	Individual dry brick weight (Kg)	Height (mm)
					Mean	Range							
Abbeydale Red Multi	46	W	Waresley	Waresley	T2	R1	F2	S2	35	16	500	1.88	65
Aldbury Multi Stock	26	S	Bemmel	Import Depots	T1	Rm	F2	S2	20	15	596	2.15	65
Andante Golden Buff	67	S	Kortemark HV	Import Depots	T1	R1	F2	S2	12	19	652	2.03	65
Anglesey Weathered Buff	61	S	Lanaken HV	Import Depots	T1	R1	F2	S2	25	17	612	2.15	65
Arley Red Rustic	46	W	Hartlebury	Hartlebury	T2	R1	F1	S2	28	20	430	1.97	65
Arley Red Rustic - 73mm	46	W	Hartlebury	Hartlebury	T2	R1	F1	S2	28	20	385	2.51	73
Ashington Red Multi	26	S	Todhills	Todhills	T1	R1	F2	S2	20	14	500	2.30	65
Ashley Red Multi	42	Wa	Haaften	Import Depots	T2	R1	F2	S2	20	12	624	2.66	65
Ashley Red Multi - 50mm	42	Wa	Haaften	Import Depots	T2	R1	F2	S2	20	12	800	1.73	50
Athena Blend	26	S	Beerse	Import Depots	T1	R1	F2	S2	12	15	528	2.35	65
Autumn Russet Sovereign Stock	42	Wa	Hartlebury	Hartlebury	T1	R1	F2	S2	21	21	430	2.29	65
Autumn Russet Sovereign Stock - 73mm	42	Wa	Hartlebury	Hartlebury	T1	R1	F2	S2	21	21	385	2.51	73
Berkshire Red	46	W	Sandown	Sandown	T2	R1	F2	S2	60	10	504	1.95	65
Bijou Red Multi	26	S	Péruwelz	Import Depots	T1	R1	F2	S2	12	15	680	2.09	65
Blue Velvet	27	S	Beerse	Import Depots	T1	R1	F2	S2	12	15	528	2.35	65
Bourneville Buff Blend	63	W	Sandown	Sandown	T2	R1	F2	S2	50	10	504	1.81	65
Bradfield Multi	27	S	Todhills	Todhills	T1	R1	F2	S2	20	14	500	2.27	65
Broadway Dark Multi - 50mm	78	Wa	Haaften	Import Depots	T2	R1	F2	S2	20	12	800	1.73	50
Bronsgroen	72	S	Thorn	Import Depots	T2	R1	F2	S2	25	12	552	2.31	65
Brookhurst Yellow Multi	67	S	Waresley	Waresley	T2	R1	F2	S2	21	18	500	2.14	65
Caldera Red Multi	46	W	Hartlebury	Hartlebury	T2	R1	F2	S2	42	15	430	1.66	65
Capelwick Multi Stock	27	S	Warnham	Warnham	T1	R1	F2	S2	12	15	500	2.40	65
Cedarwood Multi	47	W	Ewhurst	Ewhurst	T2	R1	F2	S2	60	10	400	2.00	65
Chartham Multi Stock	27	S	Warnham	Warnham	T2	R1	F2	S2	12	15	500	2.39	65
Charthurst Red Multi	27	S	Waresley	Waresley	T2	R1	F2	S2	21	18	500	2.19	65
Chepstow Multi	47	W	Denton	Denton	T2	R1	F2	S2	40	12	400	2.06	65
Chester Red Blend	47	W	Kortemark SP	Import Depots	T2	R2	F2	S2	12	15	620	1.91	65
Cholesbury Dark Red Multi	27	S	Warnham	Warnham	T2	R1	F2	S2	12	15	500	2.43	65
Cholesbury Light Red Multi	28	S	Warnham	Warnham	T2	R1	F2	S2	12	15	500	2.43	65
Cinnabar Red Multi	47	W	Waresley	Waresley	T2	R1	F2	S2	35	16	500	1.88	65
Classic Blue Multi	76	W	Kingsbury	Kingsbury	T2	R1	F2	S2	75	7	400	2.50	65
Clent Russet Mixture	47	W	Hartlebury	Hartlebury	T2	R1	F1	S2	28	20	430	1.97	65
Clifton Grey Multi	84	Wa	Haaften	Import Depots	T2	R1	F2	S2	20	17	624	2.25	65

S = Stock Wa = Waterstruck W = Wirecut

INDEX

Product name	Page	Type	Production factory	Dispatch location	Size tolerance		Durability	Active soluble salts	Compressive strength (N/mm ²)	Water absorption (%)	Pack quantity	Individual dry brick weight (kg)	Height (mm)
					Mean	Range							
Clifton Grey Multi - 50mm	84	Wa	Haaften	Import Depots	T2	R1	F2	S2	20	17	800	1.70	50
Con Mosso	72	S	Thorn	Import Depots	T2	R1	F2	S2	25	12	552	2.31	65
Corbridge Light	47	W	Kortemark SP	Import Depots	T2	R2	F2	S2	25	11	620	2.02	65
Corbridge Multi	48	W	Kortemark SP	Import Depots	T2	R2	F2	S2	25	11	620	2.02	65
Corn Yellow	67	S	Péruwelz	Import Depots	T1	R1	F2	S2	12	19	680	1.95	65
Crofters Medley	48	W	Denton	Denton	T2	R1	F2	S2	40	12	400	2.06	65
Dartmoor Heather	48	W	Denton	Denton	T2	R1	F2	S2	40	12	400	2.06	65
Dorchester Red Stock	28	S	Haaften	Import Depots	T2	R1	F2	S2	20	12	640	2.27	65
Dorton Manor Stock	28	S	Todhills	Todhills	T1	R1	F2	S2	20	14	500	2.30	65
Draycott Red Multi	48	W	Sandown	Sandown	T2	R1	F2	S2	40	10	504	1.85	65
Dunsfold Multi	59	W	Ewhurst	Ewhurst	T2	R1	F2	S2	60	10	400	2.00	65
Durham Claret Stock	28	S	Todhills	Todhills	T1	R1	F2	S2	20	14	500	2.30	65
Durham Red Multi Stock	28	S	Todhills	Todhills	T1	R1	F2	S2	20	14	500	2.30	65
Eastwood Buff	61	S	Beerse	Import Depots	T1	R1	F2	S2	12	17	528	2.32	65
Ellington Red Multi	28	S	Todhills	Todhills	T1	R1	F2	S2	20	14	500	2.30	65
English Red	29	S	Erlecom	Import Depots	T2	R1	F2	S2	12	20	644	2.18	65
Falstaff Antique	29	S	Péruwelz	Import Depots	T1	R1	F2	S2	12	14	680	2.23	65
Forum Grey	80	S	Beerse	Import Depots	T1	R1	F2	S2	25	10	528	2.58	65
Forum Grey - 50mm	80	S	Beerse	Import Depots	T1	R1	F2	S2	25	10	648	1.95	50
Forum Smoked Branco	80	S	Lanaken HV	Import Depots	T1	R1	F2	S2	25	10	576	2.54	65
Forum Smoked Prata	80	S	Beerse	Import Depots	T1	R1	F2	S2	25	10	528	2.58	65
Forum White	86	S	Beerse	Import Depots	T1	R1	F2	S2	25	10	528	2.54	65
Gainsborough Multi Stock	29	S	Todhills	Todhills	T1	R1	F2	S2	20	14	500	2.30	65
Gemini Red Multi	48	W	Kortemark SP	Import Depots	T2	R2	F2	S2	25	11	620	2.02	65
Granite Blue Dragfaced	76	W	Kingsbury	Kingsbury	T2	R1	F2	S2	75	7	400	2.50	65
Graphite Black	79	S	Beerse	Import Depots	T1	R1	F2	S2	7	9	528	2.59	65
Graphite Black - 50mm	79	S	Beerse	Import Depots	T1	R1	F2	S2	7	9	648	1.87	50
Harvest Buff Multi	63	W	Waresley	Waresley	T2	R1	F2	S2	25	16	500	1.77	65
Hathaway Brindled	29	S	Péruwelz	Import Depots	T1	R1	F2	S2	12	14	680	2.17	65
Hathersage Blend	61	S	Lanaken HV	Import Depots	T1	R1	F2	S2	25	17	471	2.17	65
Heritage Blend	30	S	Kortemark HV	Import Depots	T1	R1	F2	S2	12	15	652	2.19	65
Hurstwood Multi	67	S	Warnham	Warnham	T1	Rm	F2	S2	12	20	500	2.17	65
Jasmine Blend	61	S	Lanaken HV	Import Depots	T1	R1	F2	S2	25	17	471	2.17	65

S = Stock Wa = Waterstruck W = Wirecut

INDEX

Product name	Page	Type	Production factory	Dispatch location	Size tolerance		Durability	Active soluble salts	Compressive strength (N/mm ²)	Water absorption (%)	Pack quantity	Individual dry brick weight (kg)	Height (mm)
					Mean	Range							
Jewel Multi	30	S	Kortemark HV	Import Depots	T1	R1	F2	S2	12	15	652	2.19	65
Kassandra Multi	30	S	Beerse	Import Depots	T1	R1	F2	S2	12	15	528	2.35	65
Kempley Antique	31	S	Péruwelz	Import Depots	T1	R1	F2	S2	12	14	680	2.17	65
Kemsley Yellow	71	W	Sandown	Sandown	T2	R1	F2	S2	50	10	504	1.81	65
Kenilworth Antique	31	S	Péruwelz	Import Depots	T1	R1	F2	S2	12	14	680	2.17	65
Kinder Mixed Red	48	W	Denton	Denton	T2	R1	F2	S2	40	12	400	2.06	65
Kingshurst Multi	31	S	Waresley	Waresley	T2	R1	F2	S2	21	18	500	2.19	65
Kingsley Multi	59	W	Ewhurst	Ewhurst	T2	R1	F2	S2	60	10	400	2.00	65
Langdale	80	S	Kortemark HV	Import Depots	T1	R1	F2	S2	12	19	660	2.09	65
Leamington Buff Multi	63	W	Denton	Denton	T2	R1	F2	S2	50	10	400	1.96	65
Leo Grey	84	W	Kortemark SP	Import Depots	T2	R2	F2	S2	25	11	620	2.02	65
Lingfield Red Multi	31	S	Warnham	Warnham	T2	R1	F2	S2	12	15	500	2.39	65
Loxley Red Multi	31	S	Kortemark HV	Import Depots	T1	R1	F2	S2	12	15	652	2.20	65
Maple Red Multi	51	W	Waresley	Waresley	T2	R1	F2	S2	35	16	500	1.88	65
Maplehurst Light Multi Stock	31	S	Warnham	Warnham	T2	R1	F2	S2	12	15	500	2.39	65
Mardale Antique	32	S	Kortemark HV	Import Depots	T1	R1	F2	S2	12	15	652	2.19	65
Marpessa Multi	32	S	Warnham	Warnham	T1	R1	F2	S2	12	15	500	2.43	65
Marziale	72	S	Thorn	Import Depots	T2	R1	F2	S2	20	12	552	2.39	65
Marziale - 50mm	72	S	Thorn	Import Depots	T2	R1	F2	S2	20	12	376	1.69	50
Medium Multi	51	W	Ewhurst	Ewhurst	T2	R1	F2	S2	60	10	400	2.00	65
Medium Surrey Blend	32	S	Péruwelz	Import Depots	T1	R1	F2	S2	12	14	680	2.17	65
Megaline Dark Red Multi (288x88x48mm)	89	W	Kortemark SP	Import Depots	T2	R2	F2	S2	25	11	804	1.94	48
Megaline Graphite Black (288x88x48mm)	89	W	Lanaken HV	Import Depots	T2	R2	F2	S2	25	8	516	1.57	48
Megaline Nordica White (288x88x48mm)	89	W	Kortemark SP	Import Depots	T2	R2	F2	S2	15	17	804	1.90	48
Megaline Orange Multi (288x88x48mm)	89	W	Kortemark SP	Import Depots	T2	R2	F2	S2	30	8	804	2.06	48
Mellowed Red Sovereign Stock	45	Wa	Hartlebury	Hartlebury	T1	R1	F2	S2	21	21	430	2.29	65
Mozart Blend	33	S	Nuance	Import Depots	T1	R1	F2	S2	15	15	632	2.05	65
Mozart Blend - 50mm	33	S	Nuance	Import Depots	T1	R1	F2	S2	15	15	864	1.58	50
Mulberry Red	51	W	Waresley	Waresley	T2	R1	F2	S2	35	16	500	1.88	65
Mulcol - 73mm	51	W	Hartlebury	Hartlebury	T2	R1	F2	S2	35	12	385	2.30	73
Nevada Buff	63	W	Sandown	Sandown	T2	R1	F2	S2	50	10	504	1.81	65
New Lincoln Red	45	Wa	Vesterled	Import Depots	T2	R1	F2	S2	12	14	384	2.70	65
New Montana	33	S	Beerse	Import Depots	T1	R1	F2	S2	12	15	528	2.35	65

S = Stock Wa = Waterstruck W = Wirecut

INDEX

Product name	Page	Type	Production factory	Dispatch location	Size tolerance		Durability	Active soluble salts	Compressive strength (N/mm ²)	Water absorption (%)	Pack quantity	Individual dry brick weight (Kg)	Height (mm)
					Mean	Range							
New Red Multi Gilt Stock	33	S	Waresley	Waresley	T2	R1	F2	S2	21	18	500	2.19	65
Newfield Multi	33	S	Todhills	Todhills	T1	R1	F2	S2	20	14	500	2.27	65
Nutcombe Multi Stock	33	S	Warnham	Warnham	T2	R1	F2	S2	12	15	500	2.39	65
Nuthurst Red Multi	33	S	Waresley	Waresley	T2	R1	F2	S2	21	18	500	2.19	65
Oakington Buff	61	S	Lanaken HV	Import Depots	T1	R1	F2	S2	25	17	471	2.17	65
Oakwood Multi	52	W	Denton	Denton	T2	R1	F2	S2	40	12	400	2.06	65
Oakwood Multi - 73mm	52	W	Denton	Denton	T2	R1	F2	S2	40	12	340	2.28	73
Oast Russet Sovereign Stock	45	Wa	Hartlebury	Hartlebury	T1	R1	F2	S2	21	21	430	2.29	65
Oast Russet Sovereign Stock - 73mm	45	Wa	Hartlebury	Hartlebury	T1	R1	F2	S2	21	21	385	2.51	73
Oatmeal Blend	63	W	Sandown	Sandown	T2	R1	F2	S2	40	10	504	1.76	65
Old Eccleston Blend	52	W	Denton	Denton	T2	R1	F2	S2	40	12	400	2.06	65
Old Weatherfield Blend - 73mm	52	W	Denton	Denton	T2	R1	F2	S2	40	12	340	2.28	73
Olde Alton Yellow Multi	68	S	Beerse	Import Depots	T1	R1	F2	S2	12	17	528	2.29	65
Olde Autumn Antique	34	S	Warnham	Warnham	T1	R1	F2	S2	12	15	500	2.43	65
Olde Chelford Red Multi	34	S	Beerse	Import Depots	T1	R1	F2	S2	10	13	528	2.36	65
Olde Cheshire Red Multi	34	S	Beerse	Import Depots	T1	R1	F2	S2	12	15	528	2.35	65
Olde Cheshire Red Multi - 50mm	34	S	Beerse	Import Depots	T1	R1	F2	S2	12	15	648	1.78	50
Olde County Blend	34	S	Warnham	Warnham	T2	R1	F2	S2	12	15	500	2.43	65
Olde Cranleigh Multi	34	S	Warnham	Warnham	T1	R1	F2	S2	12	15	500	2.43	65
Olde Essex Red Multi	34	S	Beerse	Import Depots	T1	R1	F2	S2	12	15	528	2.38	65
Olde Farndale Multi	37	S	Péruwelz	Import Depots	T1	R1	F2	S2	12	14	680	2.17	65
Olde Henfield Multi	37	S	Warnham	Warnham	T1	R1	F2	S2	12	15	500	2.43	65
Olde Heritage Antique	37	S	Warnham	Warnham	T1	R1	F2	S2	12	15	500	2.43	65
Olde Horsham	37	S	Warnham	Warnham	T1	R1	F2	S2	12	15	500	2.43	65
Olde Southwater	37	S	Warnham	Warnham	T1	R1	F2	S2	12	15	500	2.43	65
Olde Sussex Blend	37	S	Warnham	Warnham	T2	R1	F2	S2	12	15	500	2.43	65
Olde Wells Rustica	38	S	Beerse	Import Depots	T1	R1	F2	S2	12	15	540	2.35	65
Olde Welwyn Red Multi	38	S	Beerse	Import Depots	T1	R1	F2	S2	12	15	528	2.38	65
Olde Woodford Red Multi	38	S	Beerse	Import Depots	T1	R1	F2	S2	10	13	528	2.36	65
Orange Multi Gilt Stock	58	S	Waresley	Waresley	T2	R1	F2	S2	21	18	500	2.19	65
Orion Buff	63	W	Kortemark SP	Import Depots	T2	R2	F2	S2	15	17	620	1.86	65
Pagus Brown/Black	78	S	Kortemark HV	Import Depots	T1	R1	F2	S2	12	15	660	2.21	65
Pagus Grey	80	S	Kortemark HV	Import Depots	T1	R1	F2	S2	12	19	660	2.10	65

S = Stock Wa = Waterstruck W = Wirecut

INDEX

Product name	Page	Type	Production factory	Dispatch location	Size tolerance		Durability	Active soluble salts	Compressive strength (N/mm ²)	Water absorption (%)	Pack quantity	Individual dry brick weight (Kg)	Height (mm)
					Mean	Range							
Pagus Grey/Black	83	S	Kortemark HV	Import Depots	T1	R1	F2	S2	12	19	660	2.10	65
Pagus Grey/Black - 50mm	83	S	Kortemark HV	Import Depots	T1	R1	F2	S2	12	19	832	1.51	50
Pagus Moon Grey	83	S	Kortemark HV	Import Depots	T1	R1	F2	S2	12	19	652	2.09	65
Pastorale Multi	39	S	Beerse	Import Depots	T1	R1	F2	S2	12	15	528	2.37	65
Peak Bordeaux Blend	52	W	Denton	Denton	T2	R1	F2	S2	40	12	400	2.06	65
Peak Madeira Blend	64	W	Sandown	Sandown	T2	R1	F2	S2	45	10	400	1.95	65
Peak Mixed Red	52	W	Denton	Denton	T2	R1	F2	S2	40	12	400	2.06	65
Pembridge Red	54	W	Sandown	Sandown	T2	R1	F2	S2	60	10	504	1.95	65
PT445 Wheat	86	Wa	Petersminde	Import Depots	T1	R1	F2	S2	26	20	336	2.57	65
PT447 Flint	84	Wa	Petersminde	Import Depots	T1	R1	F2	S2	26	18	336	2.57	65
PT449 Carbon	79	Wa	Petersminde	Import Depots	T1	R1	F2	S2	26	18	336	2.57	65
PT450 Iron	84	Wa	Petersminde	Import Depots	T1	R1	F2	S2	26	18	336	2.57	65
Reclaimed Shire Sovereign Stock	45	Wa	Hartlebury	Hartlebury	T1	R1	F2	S2	21	21	430	2.29	65
Reclaimed Shire Sovereign Stock - 73mm	45	Wa	Hartlebury	Hartlebury	T1	R1	F2	S2	21	21	385	2.51	73
Renaissance Multi	39	S	Beerse	Import Depots	T1	R1	F2	S2	12	15	528	2.36	65
Retro Barn Stock	39	S	Péruwelz	Import Depots	Tm	Rm	F2	S2	12	14	600	2.24	65
Retro Cottage Stock	39	S	Péruwelz	Import Depots	Tm	Rm	F2	S2	12	14	600	2.22	65
Retro Tiffany Stock	61	S	Péruwelz	Import Depots	Tm	Rm	F2	S2	12	19	600	2.03	65
Roman Andreas (400x100x40mm)	88	Wa	Bemmel	Import Depots	T1	Rm	F2	S2	20	15	250	2.75	40
Roman Black Waterstruck (495x100x38mm)	88	Wa	Beerse	Import Depots	Tm	Rm	F2	S2	30	8	245	3.90	38
Roman Dignita (400x100x40mm)	88	Wa	Bemmel	Import Depots	T1	Rm	F2	S2	20	15	250	2.60	40
Roman Ecu (510x100x40)	88	Wa	Beerse	Import Depots	Tm	Rm	F2	S2	15	10	245	4.20	40
Roman Fortuna (400x100x40mm)	88	Wa	Bemmel	Import Depots	T1	Rm	F2	S2	20	15	250	2.78	40
Roman Grey Waterstruck (510x100x40mm)	88	Wa	Beerse	Import Depots	Tm	Rm	F2	S2	15	10	245	4.20	40
Roman Maestra (400x100x40mm)	88	Wa	Bemmel	Import Depots	T1	Rm	F2	S2	20	15	250	2.77	40
Roman Optima (400x100x40mm)	88	Wa	Bemmel	Import Depots	T1	Rm	F2	S2	20	15	250	2.76	40
Roman Patrice (400x100x40mm)	88	Wa	Bemmel	Import Depots	T1	Rm	F2	S2	20	15	250	2.75	40
Roman Prisma (400x100x40mm)	89	Wa	Bemmel	Import Depots	T1	Rm	F2	S2	20	15	250	2.82	40
Roman Quartgrijs (510x100x40mm)	89	Wa	Beerse	Import Depots	Tm	Rm	F2	S2	15	10	245	4.20	40
Roman Red Waterstruck (495x100x38mm)	89	Wa	Beerse	Import Depots	Tm	Rm	F2	S2	30	8	245	3.90	38
Roman Sable (510x100x40mm)	89	W	Beerse	Import Depots	Tm	Rm	F2	S2	15	10	245	3.83	40
Rothersey Blend	64	W	Denton	Denton	T2	R1	F2	S2	50	10	400	1.96	65
Rudgwick Multi Stock	40	S	Warnham	Warnham	T2	R1	F2	S2	12	15	500	2.39	65

S = Stock Wa = Waterstruck W = Wirecut

INDEX

Product name	Page	Type	Production factory	Dispatch location	Size tolerance		Durability	Active soluble salts	Compressive strength (N/mm ²)	Water absorption (%)	Pack quantity	Individual dry brick weight (Kg)	Height (mm)
					Mean	Range							
Runswick Red Multi	40	S	Todhills	Todhills	T1	R1	F2	S2	20	14	500	2.27	65
Russet - 73mm	53	W	Denton	Denton	T2	R1	F2	S2	40	12	340	2.28	73
Sahara Buff	64	W	Denton	Denton	T2	R1	F2	S2	50	10	400	1.96	65
Sandalwood Yellow Multi	71	W	Waresley	Waresley	T2	R1	F2	S2	25	16	500	1.77	65
Sandown Red	53	W	Sandown	Sandown	T2	R1	F2	S2	60	10	504	1.95	65
Sandwell Red Multi	53	W	Sandown	Sandown	T2	R1	F2	S2	60	10	504	1.95	65
Sheerwater Silver Yellow Stock	68	S	Haaften	Import Depots	T2	R1	F2	S2	30	20	640	2.04	65
Shipley Blend	53	W	Ewhurst	Ewhurst	T2	R1	F2	S2	60	10	400	2.00	65
Sienna Red	53	W	Ewhurst	Ewhurst	T2	R1	F2	S2	60	10	400	2.00	65
Silver Grey	83	S	Beerse	Import Depots	T1	R1	F2	S2	20	8	528	2.55	65
Sisteron Grey	84	Wa	Vesterled	Import Depots	T2	R1	F2	S2	30	16	384	2.70	65
Smeed Dean Belgrave Yellow Stock	68	S	Smeed Dean	Smeed Dean	T1	R1	F2	S2	15	22	500	1.96	65
Smeed Dean Docklands Yellow Multi	68	S	Smeed Dean	Smeed Dean	T1	R1	F2	S2	15	22	500	1.96	65
Smeed Dean Islington Yellow Rustica	70	S	Smeed Dean	Smeed Dean	Tm	Rm	F2	S2	15	22	400	1.96	65
Smeed Dean Islington Yellow Rustica Imperial (228x108x68)	70	S	Smeed Dean	Smeed Dean	Tm	Rm	F2	S2	15	22	400	2.36	68
Smeed Dean London Stock	70	S	Smeed Dean	Smeed Dean	T1	R1	F2	S2	15	22	500	1.96	65
Smeed Dean London Stock - 50mm	70	S	Smeed Dean	Smeed Dean	T1	R1	F2	S2	15	22	600	1.57	50
Smeed Dean London Stock Imperial (228x108x68)	70	S	Smeed Dean	Smeed Dean	T1	R1	F2	S2	15	22	400	2.31	68
Smeed Dean Mile End Mixture	70	S	Smeed Dean	Smeed Dean	Tm	Rm	F2	S2	15	22	400	1.96	65
Smeed Dean Weathered Yellow Stock	70	S	Smeed Dean	Smeed Dean	T1	R1	F2	S2	15	22	500	1.96	65
Smoked Orange Multi Gilt Stock	58	S	Waresley	Waresley	T2	R1	F2	S2	21	18	500	2.19	65
Smoked Yellow Multi Gilt Stock	70	S	Waresley	Waresley	T2	R1	F2	S2	21	18	500	2.14	65
Somersbury Multi	53	W	Ewhurst	Ewhurst	T2	R1	F2	S2	60	10	400	2.00	65
St Ives Cream Rustica	75	S	Péruwelz	Import Depots	Tm	Rm	F2	S2	12	19	600	1.95	65
Staffordshire Blue Dragfaced (K20365p)	76	W	Kingsbury	Kingsbury	T2	R1	F2	S2	75	7	400	2.50	65
Staffordshire Smooth Blue Perforated (K20165p)	76	W	Kingsbury	Kingsbury	T2	R1	F2	S2	75	7	400	2.50	65
Staffordshire Smooth Blue Solid (K10165s)	76	W	Kingsbury	Kingsbury	T2	R1	F2	S2	75	7	400	3.23	65
Staffordshire Smooth Brown	78	W	Kingsbury	Kingsbury	T2	R1	F2	S2	50	10	400	2.34	65
Staffordshire Smooth Cream	75	W	Kingsbury	Kingsbury	T2	R1	F2	S2	50	10	400	2.30	65
Staffordshire Smooth Red	54	W	Sandown	Sandown	T2	R1	F2	S2	60	10	504	1.95	65
Stamford Weathered Buff	62	S	Haaften	Import Depots	T2	R1	F2	S2	30	20	640	2.04	65
Sunset Red Multi	54	W	Hartlebury	Hartlebury	T2	R1	F2	S2	42	15	430	1.66	65
Super White	86	S	Beerse	Import Depots	T1	R1	F2	S2	25	12	528	2.43	65

S = Stock Wa = Waterstruck W = Wirecut

INDEX

Product name	Page	Type	Production factory	Dispatch location	Size tolerance		Durability	Active soluble salts	Compressive strength (N/mm ²)	Water absorption (%)	Pack quantity	Individual dry brick weight (Kg)	Height (mm)
					Mean	Range							
Super White - 50mm	86	S	Beerse	Import Depots	T1	R1	F2	S2	25	12	648	1.74	50
Swarland Autumn Brown Sandfaced	78	W	Denton	Denton	T2	R1	F2	S2	40	12	400	2.06	65
Swarland Autumn Brown Sandfaced - 73mm	78	W	Denton	Denton	T2	R1	F2	S2	40	12	340	2.28	73
Swarland Black	79	W	Denton	Denton	T2	R1	F2	S2	40	12	400	2.06	65
Swarland Black - 73mm	79	W	Denton	Denton	T2	R1	F2	S2	40	12	340	2.28	73
Swarland Dark Brown	78	W	Denton	Denton	T2	R1	F2	S2	40	12	400	2.06	65
Swarland Dark Brown - 73mm	78	W	Denton	Denton	T2	R1	F2	S2	40	12	340	2.28	73
Swarland Golden Thatch	64	W	Denton	Denton	T2	R1	F2	S2	40	12	400	2.06	65
Swarland Golden Thatch - 73mm	64	W	Denton	Denton	T2	R1	F2	S2	40	12	340	2.28	73
Swarland Pink	54	W	Denton	Denton	T2	R1	F2	S2	40	12	400	2.06	65
Swarland Purple Sandfaced	54	W	Denton	Denton	T2	R1	F2	S2	40	12	400	2.06	65
Swarland Purple Sandfaced - 73mm	54	W	Denton	Denton	T2	R1	F2	S2	40	12	340	2.28	73
Swarland Red Sandfaced	54	W	Denton	Denton	T2	R1	F2	S2	40	12	400	2.06	65
Swarland Red Sandfaced - 73mm	54	W	Denton	Denton	T2	R1	F2	S2	40	12	340	2.28	73
Tabasco Red Multi	57	W	Waresley	Waresley	T2	R1	F2	S2	35	16	500	1.88	65
Tawny Buff	64	W	Waresley	Waresley	T2	R1	F2	S2	25	16	500	1.77	65
Telford Brindle	76	W	Kingsbury	Kingsbury	T2	R1	F2	S2	75	7	400	2.50	65
Thorn Grijs Gesintered	83	S	Thorn	Import Depots	T2	R1	F2	S2	20	12	552	2.48	65
Thornton Red Blend	40	S	Waresley	Waresley	T2	R1	F2	S2	21	18	500	2.19	65
Titian	57	W	Sandown	Sandown	T2	R1	F2	S2	40	10	504	1.85	65
Trinity Cream Gilt Stock	75	S	Waresley	Waresley	T2	R1	F2	S2	21	18	500	2.14	65
Trinity Cream Multi Gilt Stock	75	S	Waresley	Waresley	T2	R1	F2	S2	21	18	500	2.14	65
Tuscan Red Multi	57	W	Hartlebury	Hartlebury	T2	R1	F2	S2	42	15	430	1.66	65
Waresley Orange Stock	58	S	Waresley	Waresley	T2	R1	F2	S2	21	18	500	2.19	65
Waresley Red Stock	40	S	Waresley	Waresley	T2	R1	F2	S2	21	18	500	2.19	65
Warm Golden Buff	64	W	Waresley	Waresley	T2	R1	F2	S2	25	16	500	1.77	65
Warnham Red Stock	40	S	Warnham	Warnham	T2	R1	F2	S2	12	15	500	2.39	65
Warnham Terracotta Stock	58	S	Warnham	Warnham	T2	R1	F2	S2	12	15	500	2.39	65
Weathered Gault Blend	62	S	Lanaken HV	Import Depots	T1	R1	F2	S2	25	17	628	2.05	65
Weathered Sandblast - 73mm	57	W	Denton	Denton	T2	R1	F2	S2	40	12	340	2.45	73
Westerton Orange Multi	59	S	Todhills	Todhills	T1	R1	F2	S2	20	14	500	2.30	65
Whitby Red Multi Rustica	40	S	Péruwelz	Import Depots	Tm	Rm	F2	S2	12	15	600	2.35	65
Winchester Multi Stock	59	S	Warnham	Warnham	T2	R1	F2	S2	12	15	500	2.39	65

S = Stock Wa = Waterstruck W = Wirecut

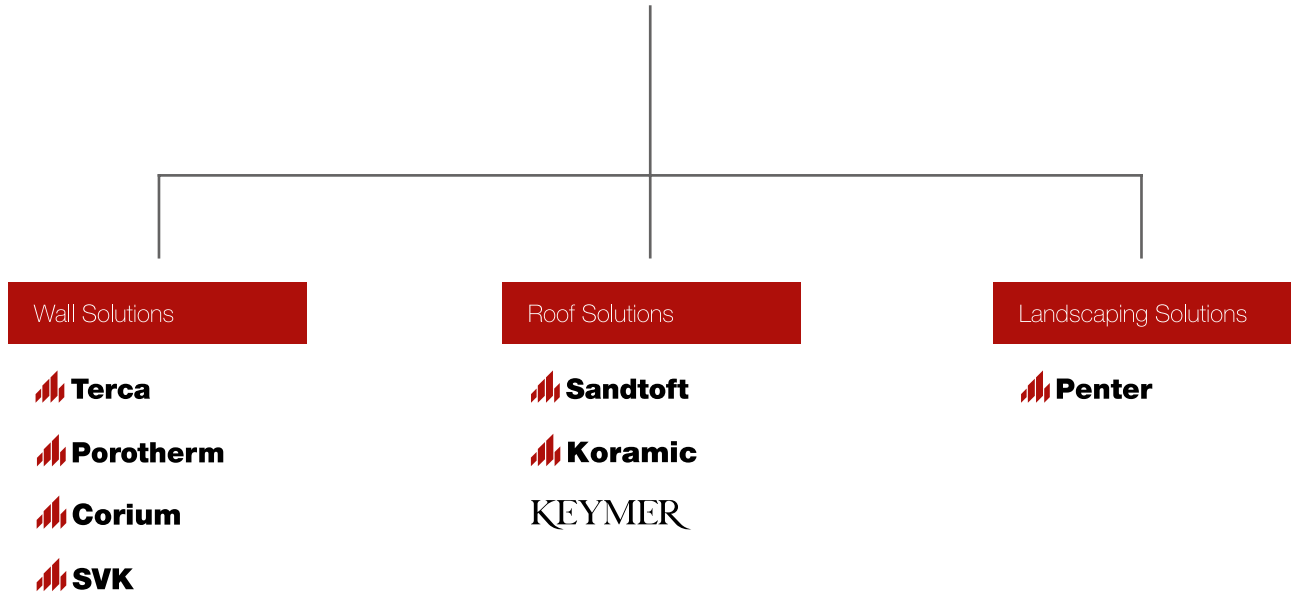
INDEX

Product name	Page	Type	Production factory	Dispatch location	Size tolerance		Durability	Active soluble salts	Compressive strength (N/mm ²)	Water absorption (%)	Pack quantity	Individual dry brick weight (Kg)	Height (mm)
					Mean	Range							
Windmill Golden Multi	71	W	Denton	Denton	T2	R1	F2	S2	50	10	400	1.96	65
Windmill Orange Multi	59	W	Denton	Denton	T2	R1	F2	S2	40	12	400	2.06	65
Witton Multi Stock	59	S	Todhills	Todhills	T1	R1	F2	S2	20	14	500	2.30	65
Woodbridge Claret Stock	41	S	Haaften	Import Depots	T2	R1	F2	S2	20	12	640	2.27	65
Woodland Mixture	57	W	Denton	Denton	T2	R1	F2	S2	40	12	400	2.06	65
Woodstock Buff	62	S	Haaften	Import Depots	T2	R1	F2	S2	30	20	640	2.04	65
Worcester Red Blend	41	S	Beerse	Import Depots	T1	R1	F2	S2	12	15	528	2.43	65
Yellow Multi Gilt Stock	70	S	Waresley	Waresley	T2	R1	F2	S2	21	18	500	2.14	65

ENGINEERING BRICKS INDEX

Product name	Page	Type	Production factory	Dispatch location	Size tolerance		Durability	Active soluble salts	Compressive strength (N/mm ²)	Water absorption (%)	Pack quantity	Individual dry brick weight (Kg)	Height (mm)
					Mean	Range							
Blue Engineer Perforated (K20965p)	87	W	Kingsbury	Kingsbury	T2	R1	F2	S2	75	7	400	2.50	65
Blue Engineer Perforated - 73mm (K20973p)	87	W	Kingsbury	Kingsbury	T2	R1	F2	S2	75	7	368	2.85	73
Blue Engineer Solid - Class A	87	W	Kingsbury	Kingsbury	T2	R1	F2	S2	125	4.5	400	3.28	65
Blue Engineer Solid (K10965s)	87	W	Kingsbury	Kingsbury	T2	R1	F2	S2	75	7	400	3.23	65
Blue Engineer Solid - 73mm	87	W	Kingsbury	Kingsbury	T2	R1	F2	S2	75	7	368	3.60	73
Red Class B Engineer Perf	87	Wa	Sandown	Sandown	T2	R1	F2	S2	75	7	504	1.95	65
Red Class B Engineer Perf	87	W	Ewhurst	Ewhurst	T2	R1	F2	S2	75	7	400	1.96	65
Red Class B Engineer Perf	87	S	Denton	Denton	T2	R1	F2	S2	75	7	400	2.07	65
Red Class B Engineer Perf	87	W	Kingsbury	Kingsbury	T2	R1	F2	S2	75	7	400	2.55	65

S = Stock Wa = Waterstruck W = Wirecut



Wienerberger Ltd
Wienerberger House
Brooks Drive
Cheadle Royal Business Park
Cheadle, Cheshire
SK8 3SA

☎ T: 0845 303 2524
F: 0844 334 4100
✉ office@wienerberger.co.uk
🐦 [@wienerbergeruk](https://twitter.com/wienerbergeruk)
🌐 www.wienerberger.co.uk



THE BRICK BOOK

FOURTEENTH EDITION VOL 2